

WHERE LUXURY MEETS PRECISION



**INICIO**<sup>™</sup>  
WINDOWS + DOORS

STEEL WINDOWS + DOORS



INICIO Windows + Doors is committed to superior craftsmanship, innovative design, and premium materials. We are dedicated to providing a range of products that not only enhance the aesthetic appeal of homes, but also provide unmatched durability and performance.



**Clean Profile Design**

**Dual + Triple Glazing Options**

**1.5mm Tubular Steel**


INICIO Steel Windows + Doors are not just any ordinary window and door. They are the preferred choice for the most demanding projects, where impeccable aesthetics and elite performance are required.

Our sleek design is not only visually stunning, but also offers unparalleled thermal insulation. Crafted with precision using 1.5mm tubular steel, our profiles boast a flawless, seamless aesthetic with no visible corner welds.

Our polyamide insulating core ensures maximum energy efficiency, while the profile design effortlessly accommodates virtually any passive and solar control insulating glass.

That's not all - our steel windows give you the freedom to personalize your thermal performance with a range of glazing packages. Choose from dual and triple glazing options to create the perfect climate inside your space.

Crafted from galvanized steel, stainless steel, Cor-Ten steel, or bronze steel, our products are guaranteed to elevate any space to new heights of luxury.



# Discover the perfect blend of elegance + craftsmanship



## Product Styles

### Hinge Doors Inswing + Outswing



Steel hinge doors can swing in and out and come in various styles, sizes, and finishes.

### Pivot Doors Inswing + Outswing



Steel pivot doors add sophistication, flexibility, and a grand entrance to any space.

### Lift + Slide Door Systems



Lift and Slide doors provide robustness and security, while providing expansive views and seamless indoor-outdoor transitions.

### Bi-Fold Door Systems



Steel bi-fold door systems are known for their versatility and ability to create large openings, allowing for ample natural light and unobstructed views.

### Fixed Windows



These windows effortlessly blend sleek design with a minimalist aesthetic- a perfect match for a variety of architectural styles.

### Casement + Awning



Both steel casement and awning windows combine aesthetic appeal, functionality, and durability.

### Hopper Windows



Steel hopper windows open inward from the bottom frame and are often found in settings with restricted exterior projection.

### Tilt-Turn Windows



Steel tilt & turn windows are widely versatile, functional, and aesthetic, making them a popular choice for those who seek modern and efficient window solutions.

### Pivot Windows




Pivot windows rotate on a central pivot point vertically or horizontally, allowing inward and outward openings from the center.

## Finishes

INICIO Windows + Doors offers RAL finish colors to provide a wide range of color options, allowing home owners and designers to customize the appearance of their spaces.


We offer five tested colors. Additionally, the flexibility to use other RAL colors opens up endless possibilities for creating personalized and eye-catching designs that perfectly match individual preferences and architectural styles





## Technical Information

- + Primary product is Galvanized steel; we also offer bronze, stainless, and Corten steel
- + INICIO Windows + Doors use a cold-formed profile which is 20% stronger than other steel windows made from hot rolled steel and provides more exacting, clean line profiles.
- + The overall frame is 3" wide throughout window and door line, sliding door systems can have wider jambs.
- + INICIO Windows + Doors finish is powder coated with a zinc primer powder. Our powder coating meets a C-4 classification for steel corrosion resistance.
- + Standard glazing is 1" thick and can accommodate units up to 2" thick for Tri-pane glazing and high insulating values in colder climates.
- + Very slender Flush or Overlapping sightlines with an assortment of glazing bead profiles for design variety.
- + Many of our exclusive profiles were reproduced from historical steel fenestration design, but with more technology and far greater performance, both in energy and ability to seal out the elements.
- + INICIO Windows + Doors can be built with true divided lites, a better performing aesthetic, as well as simulated divide lites.



## WARRANTY

INICIO Window + Door Steel products come with a 10-year limited warranty. This warranty provides confidence and security, ensuring that you have a durable product supported by a reputable and service-oriented company.

