

# Molded Door Catalog

November 2023



From passage to bifold designs, your selection is wide open

Made from molded high-density fiberboard, T.M. Cobb doors resist shrinking, swelling, cracking and joint separation.

## Specify the Door That Makes the Grade

- All doors are available primed and ready to paint.
- T.M. Cobb doors can be specified in 1<sup>3</sup>/<sub>8</sub>" and 1<sup>3</sup>/<sub>4</sub>" thicknesses.
- Most 1<sup>3</sup>/<sub>4</sub>" thick T.M. Cobb doors can be manufactured to meet 20-, 45- and 60- minute fire ratings as per Warnock Hersey specifications.



## Make a Solid Choice

- For the heft and sound-deadening properties of solid wood, specify solid core construction.
- Most T.M. Cobb doors can be specified for either hollow or solid core construction and with either finger-joint or MDF stiles and rails.

## Tough on the Inside

- T.M. Cobb Molded doors featuring door facings by Jeld-Wen are made from an engineered wood fiber mat that is molded under intense heat and pressure into an 1/8" (3.2mm) thick sheet of high-density fiberboard. The result assures consistent quality from door to door, room to room, and home to home.

## Environmentally Responsible

- Due to their physical composition, Jeld-Wen molded door facings are not subject to the California Air Resource Board's Airborne Toxic Control Measure 93120 (ATCM). This measure enforces limits on formaldehyde emissions. If they were subject to the ATCM, Jeld-Wen door facings would meet the specification for the designation "ultra low formaldehyde emitter." Jeld-Wen door facings have demonstrated formaldehyde emissions equivalent to wood through repeated testing by the Composite Panel Association (CPA), a third party certifier for the CARB ATCM rule.
- No old growth timber is harvested for the manufacture of Jeld-Wen designs. Instead, by-products from sawmill operations are used to convert wood chip waste into designs of true beauty.
- Jeld-Wen molded door facings contain a minimum of 63% by weight, pre-consumer recycled content. This is certified by Scientific Certification Systems, certificate number SCS-MC-01801.
- Jeld-Wen uses a low VOC primer, among the most environmentally friendly paint products on the market.

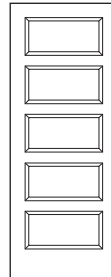


SCIENTIFIC CERTIFICATION SYSTEMS  
SCS-MC-01802

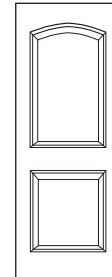


Pre-consumer  
SCIENTIFIC CERTIFICATION SYSTEMS  
SCS-MC-01801

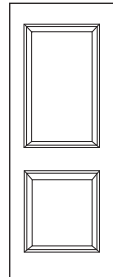
## Passage and Bifold Designs



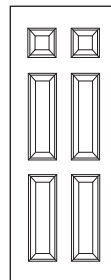
5-Raised Panel  
Smooth



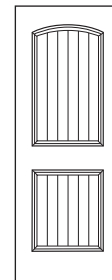
2-Panel Curve-Top  
Smooth



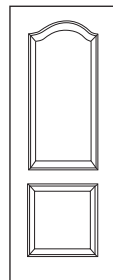
2-Panel Square-Top  
Smooth



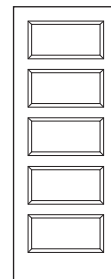
6-Panel/Smooth  
6-Panel/Textured



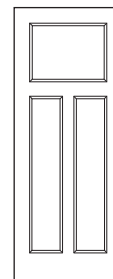
2-Panel Curve Top-Plank  
Smooth



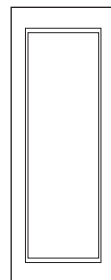
2-Panel Bell-Top  
Textured




5-Flat Panel  
Smooth



3-Flat Panel  
Smooth



1-Flat Panel  
Smooth



2-Flat Panel  
Smooth

For our full line of interior doors, visit [tmcobb.com](http://tmcobb.com).

# Raised Panel

Smooth or textured surface as noted in a variety of designs



## 2-Panel Curve Top-Plank

Smooth finish

- An arch top, two-panel plank door that brings character and charm to any room.
- Available in 6'8", 7'0" and 8'0" passage and bifold sizes.

## 2-Panel Curve-Top

Smooth finish

- A two-panel, true arch design that's the picture of elegant simplicity.
- Available in 6'8", 7'0" and 8'0" passage and bifold sizes.



## 5-Raised Panel

Smooth finish

- Smooth surface and modified cove and bead sticking profiles add traditional warmth to any room.
- Available in standard 6'8"

## 2-Panel Square-Top

Smooth finish

- Austere yet welcoming, this uncluttered design has limitless appeal.
- Available in 6'8", 7'0" and 8'0" passage and bifold sizes.



## 6-Panel


Smooth or Textured finish

- Distinguished by more than a quarter century of precision craftsmanship and design, this classic design rises above all imitators.
- Available in 6'8", 7'0" and 8'0" passage and bifold sizes.

## 2-Panel Bell-Top

Textured finish

- Bold, sleek, stylish, this door brings chic to any room.
- Available in standard 6'8" passage and bifold sizes.



# Flat Panel

Smooth surface in a variety of designs



## 2-Flat Panel

Smooth finish

- This Flat Panel design is a simplistic mission-style design.
- Available in 6'8", 7'0", and 8'0".
- ADA Options Available.

## 1-Flat Panel

Smooth finish

- A square top single-panel plank door that brings character and charm to any room.
- Available in 6'8", 7'0", and 8'0".



## 5-Flat Panel

Smooth finish

- The only truly authentic molded, flat 5-panel door.
- Available in standard 6'8" passage and bifold sizes.

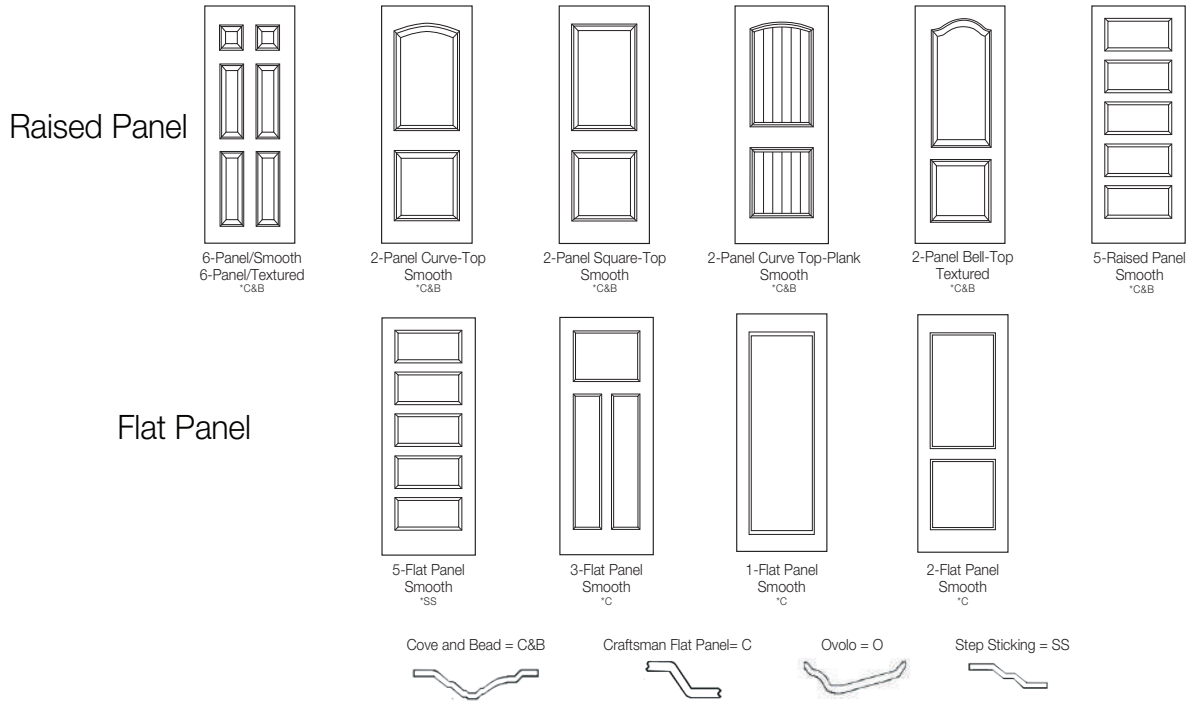
## 3-Flat Panel

Smooth finish

- Created through advanced panel technology to create the only truly authentic molded flat panel door.
- Reflects traditional Craftsman architecture and beautifully simplistic Mission-style, yet its modern design is equally popular today.
- Available in 6'8" and 7'0" passage sizes.



# Sizing Options



## PASSAGE

## BIFOLDS

	13"	14"	16"	18"	20"	22"	24"	26"	28"	2'10"	30"	16"	20"	24"	26"	28"	30"	40"	50"	60"	
5-Raised Panel/Smooth 68"			■	■	■	■	■	■	■	■	■	■	■	■	■	■	■	■	■	■	■
2-Panel Curve-Top/Smooth 68"			■	■	■	■	■	■	■	■	■	■	■	■	■	■	■	■	■	■	■
2-Panel Curve-Top/Smooth 70"					*		*	*	*	*	*										
2-Panel Curve-Top/Smooth 80"			■		■		■	■	■	■	■										
2-Panel Square-Top/Smooth 68"	■	■	■	■	■	■	■	■	■	■	■	■	■	■	■	■	■	■	■	■	■
2-Panel Square-Top/Smooth 70"			■	■	■	■	■	■	■	■	■	■	■	■	■	■	■	■	■	■	■
2-Panel Square-Top/Smooth 80"			■		■		■	■	■	■	■	■	■	■	■	■	■	■	■	■	■
2-Panel Curve Top-Plank/Smooth 68"	*	*	■	■	■	■	■	■	■	■	■	■	■	■	■	■	■	■	■	■	■
2-Panel Curve Top-Plank/Smooth 70"	*	*	*	*	*	*	*	*	*	*	*										
2-Panel Curve Top-Plank/Smooth 80"	*	*			■		■	■	■	■	■	■	■	■	■	■	■	■	■	■	■
6-Panel/Textured 68"	■	■	■	■	■	■	■	■	■	■	■	■	■	■	■	■	■	■	■	■	■
6-Panel/Smooth 68"	■	■	■	■	■	■	■	■	■	■	■	■	■	■	■	■	■	■	■	■	■
6-Panel/Textured 70"					*		*	*	*	*	*										
6-Panel/Smooth 70"					*	*	*	*	*	*	*	■	■	■	■	■	■	■	■	■	■
6-Panel/Textured 80"					■		■	■	■	■	■	■	■	■	■	■	■	■	■	■	■
6-Panel/Smooth 80"					■		■	■	■	■	■	■	■	■	■	■	■	■	■	■	■
2-Panel Bell-Top/Textured 68"	*	*	■	■	■	■	■	■	■	■	■	■	■	■	■	■	■	■	■	■	■
5-Flat Panel/Smooth 68"			■	■	■	■	■	■	■	■	■	■	■	■	■	■	■	■	■	■	■
3-Flat Panel/Smooth 68"			■	■	■	■	■	■	■	■	■	■	■	■	■	■	■	■	■	■	■
1-Flat Panel/Smooth 68"			■		■	■	■	■	■	■	■	■	■	■	■	■	■	■	■	■	■
1-Flat Panel/Smooth 80"					■		■	■	■	■	■	■	■	■	■	■	■	■	■	■	■
2-Flat Panel/Smooth 68"			■	■	■	■	■	■	■	■	■	■	■	■	■	■	■	■	■	■	■
2-Flat Panel/Smooth 80"					■		■	■	■	■	■	■	■	■	■	■	■	■	■	■	■
6-Horizontal Raised Panel/Smooth 8'0"			■		■		■	■	■	■	■	■	■	■	■	■	■	■	■	■	■

\* Check with your supplier for availability.  
Trimming TM Cobb molded doors will void the warranty.





## Get the door that endures

- Offers consistent quality throughout the home.
- Resists cracking, splitting, shrinking and joint separation.
- Long-lasting with low maintenance.

## Choose T.M. Cobb

ENHANCE INTERIORS. Use doors as an integral part of interior design. Add style, elegance and decorating consistency to your projects.

HASSLE-FREE PERFORMANCE. No cracking or panel separation due to seasonal humidity changes means no repainting or replacing.

SUPERIOR VALUE. Compelling design and customization opportunity at a significant value versus solid wood or flush doors.

## Contact Us

All TM Cobb Molded doors are proudly manufactured at Haley Bros. state of the art plant in Southern California.

For further information, call the sales office nearest you or visit [www.tmcobb.com](http://www.tmcobb.com)

Sacramento, CA	800-366-4262
Riverside, CA	800-371-2622

