




Table of Contents

4	80
<i>Our Vision and Mission</i>	<i>Shaker Door Collection</i>
6	86
<i>Using Our Catalog</i>	<i>Grooved Panel Interior Doors</i>
7	89
<i>Rogue Premium Options</i>	<i>Closet Interior Doors</i>
8	95
<i>All Glasses</i>	<i>Louver Interior Doors</i>
10	97
<i>High-Definition Glass</i>	<i>Molded Doors</i>
11	101
<i>All Woods – Standard</i>	<i>Contemporary 2365</i>
14	102
<i>Traditional Entry Doors</i>	<i>Environmental Interior MDF Doors</i>
22	111
<i>Urban Collection Entry Doors</i>	<i>Sliding Barn Interior Doors</i>
27	118
<i>Urban Collection Interior Doors</i>	<i>Pivot Entry Doors</i>
30	120
<i>French Entry Doors</i>	<i>Chalkboard Doors</i>
35	122
<i>French SDL Entry Doors</i>	<i>Add Ons</i>
38	124
<i>Tyco Combination Doors</i>	<i>Custom Wood Windows</i>
39	126
<i>Combination French Doors</i>	<i>Multi-Point Hardware</i>
41	128
<i>French Interior Doors</i>	<i>Sticking/Panel Profiles</i>
47	130
<i>Mirror and Pantry Interior Doors</i>	<i>Glass Care Instructions</i>
49	131
<i>Decorative Entry Doors</i>	<i>Handling, Installation, and Finishing</i>
58	134
<i>Panel Entry Doors</i>	<i>Overhang Calculation</i>
65	135
<i>Grooved Panel Entry Doors</i>	<i>Wood</i>
70	136
<i>Dutch Style Doors</i>	<i>TMC Limited Warranty</i>
73	138
<i>Side Lites & Transoms</i>	<i>Our Proud History</i>
76	139
<i>Custom Shaped Doors</i>	<i>Our Commitment</i>
79	
<i>Panel Interior Doors</i>	



*Door 4501 with Side Lite
4701 all shown in Fir
with Reeded Glass
Door & Side Lite Stocked Open*

With the T.M. Cobb catalog, selecting the right doors for your home has never been easier.



Our Vision and Mission

Wood Door Brochure

Troy "Ty" Cobb started T.M. Cobb with his earned life savings of \$5,000 in 1935. The purpose was to supply lumber and building material dealers with a wide selection of quality products and knowledgeable, responsible service at fair prices.

While a lot has changed over the years, T.M. Cobb still operates with this same purpose. A family owned company, we continue to operate under the main principle that Ty started the company with: a dedication to quality, service and personal integrity.

Our doors are made with quality materials, backed by continued performance, and we offer a wide selection to fit your design preference for your home. Contact your T.M. Cobb Dealer today to get started!



Door 4631 (with Small Block Dentil Shelf), Side Lite 4705 and Transom 6705 all shown in Fir

Door and Transom Nonstock

Using Our Catalog

Throughout our catalog, we've placed icons next to each door to note your available options. When you see a door you like, come back to this guide for easy reference.



T.M. Cobb - Stocked

Don't want to wait. Doors stocked in T. M. Cobb facilities are the quickest option. Standard lead times apply.



All Sizes

From grand entryways to small closets. We can create a door to fit any application. Combine that with the ability to design custom shapes, and there's no door we can't build.



All Glasses

Bring in the light with our great selection of clear, opaque, etched or textured glass treatments. Any panel from our wood door designs can be replaced with your choice of glass.



All Woods

Choose from dozens of species to find the right look and feel for your home. Or, combine complementary or contrasting woods in one door to make a bold and stylish statement.



Fire-Rated

T.M. Cobb provides exterior and interior fire doors with a 20, 45, 60 or 90-minute fire rating. Our fire-rated doors match their counterparts visually, while complying with all code requirements.



Impact-Rated

Our Impact-Rated Doors and glass can meet high-wind and coastal region codes and regulations, offering handsome looks and excellent performance during severe weather conditions while providing your home with greater protection.



4962-A

Fir with Traditions Glass and Patina Caming in Flat Panel with Small Block Dentil Shelf



Premium Options

Make a great door even better with Rogue Premium Options. Our flagship collection of upgrades sets new standards in quality by combining the finest materials and construction techniques to bring you unsurpassed durability and lasting beauty.




Premium Plus

Rogue Premium Plus Doors set new standards in durability and long-lasting beauty. We back our Rogue Premium Plus solid wood options with a limited 5-Year No Overhang Warranty, available in Pine, Fir, or Primed to complement your home design.


Rogue Premium Options



Look for the light orange square for Rogue Premium Options because they set new standards in durability and long-lasting beauty. Combining superior materials, state-of-the-art construction and unsurpassed craftsmanship, Rogue Premium Options provide enduring elegance. Designed to stand up to both Father Time and Mother Nature like no other door, we back our Rogue Premium 1/4-inch veneer and solid wood options with a limited 5-year warranty. Select a great door. Then, make it even better with your choice of our Rogue Premium Options.



Our 1/16" Veneer



Rogue Premium 1/4" Veneer



Rogue Premium Solid Wood

All Glasses

The sea blue square lets you know the door design is available in All Glasses, so you can choose from any of our Standard Glass Options below. Bring light into any room with our imaginative array of glass treatments for both entry and interior door designs.

Standard Glass Options

From tinted to opaque to textured. We give you a choice of 24 stylish glass options for just the right look.



White Laminate

This safety glass is made by sandwiching a white film between clear panes.



Satin

Light and privacy combine in this translucent, semi-opaque glass treatment.



Clear

A clear pane of glass that provides classic, transparent simplicity.



Mist Lite*

A tight criss cross treatment on a clear glass pane that is mostly opaque.



Grey

A clear glass treatment with a subtle grey hue that is fully transparent.



Delta Frost

A fairly opaque, frosted glass treatment with a unique, random texture.



Rain

A vertical treatment resembling raindrops that is fairly opaque.



Seedy Baroque

Clear glass with a scattered look, baroque wash and asymmetrical curves.



Bronze

A clear, mostly-transparent glass with light bronze undertones.



Reeded*

An elegant vertical line treatment that is fairly transparent.



Bevel

A clear, tempered glass with a striking beveled edge.



Evergreen

A clear glass treatment with subtle green highlights that is mostly transparent.

All Glasses



Obscure-P516

A pebbled or "orange peel" treatment that is mostly opaque.



Glue Chip

A stylish frosted treatment that is fairly opaque.



Bamboo*

A unique pattern with vertical bamboo reeds and leaves. Fairly opaque.



Double Glue Chip

Glue chipped twice to obtain a denser, more concealing look than standard glue chip.



Monumental

A semi-transparent with a distinctive pattern offers privacy and natural light.



Solar Bronze

A mirrored exterior effect that provides a clear, bronze-tinted view from inside.



Cross Reed*

A semi-transparent, clear glass with a vertical and horizontal pattern.



Sycamore

Leaf impressions offer soft obscurity while allowing an abundance of light to travel throughout the room.



Taffeta

Reminiscent of fabric, this radiant glass offers privacy without obscuring natural light.



IG w/ Bronze GBG

Insulated glass divided by a bronze internal grid to simulate a door with multiple lights.



IG w/ White GBG

Insulated glass divided by a white internal grid to simulate a door with multiple lights.



Heavy Water

A clear pane with a distorted treatment that gives the illusion of being under water.

*These glass options are NOT recommended for Multi Light Doors.

High-Definition Glass


Introducing High-Definition Glass (HDG)

High-Definition Glass (HDG) digitally printed glass is now available for door glass treatments. HDG provides a new medium for artistic expression and design while enabling control over all architectural and decorative glass properties.

The versatility of digital printing combined with the durability of ceramic inks makes HDG the preferred choice for any artistic glass application. These products are available in standard patterns as well as virtually any custom image. Limited only by your imagination – of any pattern or design – because precise micro-drop printing allows accurate photorealistic and graphic designs.

Standard HDG Patterns


Custom printed HDG patterns are for illustrative purposes.




Metal Screen



Chicken Wire



Holed Aluminum



Aluminum Net



Corrugated Tin



Green Flora



Expanded Metal



Etch Craft



Vertical Reeds



Leaf Bed Burnt

All Woods – Standard



Hard White Maple - Maple has been a favorite of American furniture makers since early colonial days. Hard maple is the standard wood for cutting boards because it imparts no taste to food and holds up well. The sap wood is creamy white with a slight reddish-brown tinge. The wood has a close fine, uniform texture and is generally straight-grained. Maple can be stained to an outstanding finish and polishes well.

African Mahogany - An excellent cabinet and veneer species because of its long trunk form, rapid growth, and attractive pinkish-red to deep reddish-brown lustrous wood. Interlocked or straight grain, often with a ribbon figure, and a moderately coarse texture. Mahogany has a reddish-brown heartwood, often with a purple cast. Mahogany stains and polishes to an excellent finish.

Clear and Knotty Pine - One of North America's most abundant species, Western pines include Ponderosa, Sugar and Idaho White Pine. Ponderosa Pine is perhaps the most beloved of Western pines. Its soft texture and light color distinguish it from Southern pines; its wood is among the most beautiful of all pines. Sap wood is nearly white to pale yellow, heartwood is light to reddish brown. Clear finishes with UV blockers can help retain its freshly-milled color. It has a pleasant pine scent and is slightly resinous. Knotty Pine contains knots that foster the log home look. Radiata Pine is used in all our pine louver products and Tyco panel doors.

Poplar - Poplar trees grow taller than any other U.S. hardwood species and they are members of the magnolia family. The sapwood is creamy white and may be streaked, with the heartwood varying from pale yellowish brown to olive green. The green color in the heartwood will tend to darken on exposure to light and turn brown. The wood has a medium to fine texture and is straight-grained; and has a comparatively uniform texture. A versatile wood that is easy to machine, plane, turn, glue and bore. It takes and holds paint, enamel and stain exceptionally well.

Red Oak - The oaks have been key in America's industrial transformation: railroad ties, wheels, plows, looms, barrels and of course, furniture and doors. The sap wood of red oak is white to light brown and the heartwood is a pinkish reddish brown. The wood is similar in general appearance to white oak, but with a slightly less pronounced figure due to the smaller rays. The wood is mostly straight-grained, with a coarse texture. Red oak machines well and it can be stained to a good finish with a wide range of tones.

Walnut - Walnut is a prized species for veneer panels, doors, furniture and cabinetry, with a warm, rich, high-quality appearance. The heartwood of walnut is light brown to dark chocolate brown, occasionally with a purplish cast and darker streaks. The wood develops a rich patina that grows more lustrous with age. The wood is generally straight-grained, but sometimes with wavy or curly grain that produces an attractive decorative figure. This species produces a greater variety of figure types than any other. Walnut is easy to work with and it holds paint and stain very well for an exceptional finish.

All Woods – Standard



Clear and Knotty Alder - Alder is the leading hardwood of the Pacific Northwest. Alder, a relative of birch, is almost white when freshly cut but quickly changes on exposure to air, becoming light brown with a yellow or reddish tinge. Heartwood is formed only in trees of advanced age and there is no visible boundary between sap and heartwood. The wood is fairly straight-grained with a uniform texture. Alder machines well and is excellent for turning. It can be painted or stained to a good finish. When stained, it blends with walnut, mahogany or cherry. Knotty Alder is a lower grade that will contain knots. Knotty Alder is commonly used for the southwest look.

Ash - Ash belongs to the olive family, although its only fruit is a dart-like winged seed. Ash is a popular species for food containers because the wood has no taste. The sap wood is light-colored to nearly white. The wood is generally straight-grained with a course uniform texture. Ash machines well and can be stained to a very good finish. Ash has very good overall strength properties relative to its weight, and has excellent shock resistance.

Eastern White Birch - From sap to bark, birch trees are used to make everything from beer to tooth picks. Birch has a white sapwood. The wood is generally straight-grained with a fine uniform texture. Generally characterized by a plain and often curly or wavy pattern. The wood works fairly easily, glues well, and takes stain extremely well.

Cherry - Like all fruit trees, cherry belongs to the rose family. American colonists used the cherry tree for its fruit, medicinal properties and home furnishings. The heartwood of cherry varies from rich red to reddish brown and will darken with age and on exposure to light. The wood has a fine uniform, straight-grain, satiny, smooth texture, and may naturally contain brown pith flecks and small gum pockets. Cherry is easy to machine, nails and glues well and when sanded and stained, it produces an excellent smooth finish.

Douglas Fir - Douglas Fir grows throughout Western forests with the most abundant region being in coastal climates of Oregon, Washington and northern California. Fir's light rosy color is set off by its remarkably straight and handsome grain pattern. Sap wood is white to pale yellow; heartwood is russet with high contrast between the springwood and summerwood. Douglas Fir doors, manufactured from the products in the Factory and Shop grade classification, are renowned for their beauty and performance.

Hickory - In Eastern North America, hickory survived the catastrophic changes of the Glacial Epoch, some 50 million years ago. Thus, it is the first strictly American hardwood species. Hickory is the hardest, heaviest and strongest American wood. The sapwood of hickory is white, tinged with inconspicuous fine brown lines while the heartwood is pale to reddish brown. Both are coarse-textured and the grain is fine, usually straight but can be wavy or irregular. The wood can be sanded to a good finish. The grain pattern welcomes a full range of medium-to-dark finishes and bleaching treatments.

Primed - We generally prime coat our fir doors when primed is requested. Primed M.D.F. is another option.



Door 4033-F (20 Minute Rated) shown in Fir

Entry Door 4642 shown in Fir with Custom Dentil Shelf

Nonstock

Entry Doors
Traditional

Traditional design meets uncompromising craftsmanship in the Traditional Door Collection. When it comes to lasting style and appeal, traditional door styles can be your best choice to create a magnificent first impression. Alluring and enduring, these classic doors are built to stand up to the elements just like the designs have stood the test of time.



Door 4910 shown in Mahogany
with Heavy Water Glass
Nonstock



724
HILL AVE

Door 4056 shown in Fir

Nonstock

Traditional Entry Doors



4663 (Low-E IG) 
Fir



4632 (Low-E IG) 
Fir shown in Flat Panel



4662 (Low-E IG) 
Fir shown in Square Sticking



4662-A (Low-E IG) 
Fir shown in Square Sticking



4697 (Low-E IG) 
Fir



4182 (IG) 
182 (SG)
Fir



4682 (IG) 
682 (SG)
Fir



4144 (IG) 
144 (SG) 
Fir




4843 (IG) 
843 (SG)
Fir



4020 (IG) 
Fir



4132 (IG) 
2132 (SG)
Fir



4134 (IG) 
2134 (SG)
Fir

Traditional Entry Doors



4632-A (Low-E IG) 
Fir shown in Square Sticking



4982 (IG) 
Fir



4612 (IG) 
Fir shown in Flat Panel



4108 (IG) 
Fir shown in Flat Panel



4633 (Low-E IG) 
Knotty Alder



4631 (Low-E IG) 
Fir shown in Flat Panel with Small Block Dentil Shelf



4642 (Low-E IG) 
Knotty Alder



4661-A (Low-E IG) 
Fir shown in Flat Panel with Large Block Dentil Shelf



4661 (Low-E IG) 
Fir w/ Raised Panel



4693 (Low-E IG) 
Knotty Alder



5661 ARP (Low-E IG) 
Knotty Alder



Door 4035 shown in Pine
Nonstock

Traditional Entry Doors



5661-A ARP (Low-E IG) 
Knotty Alder



4056 (Low-E IG) 
Fir



4667 (Low-E IG) 
Cherry



4382 (IG) 
382 (SG)
Fir



4482 (IG) 
482 (SG)
Poplar



4117 (IG) 
117 (SG)
Fir



4118 (IG) 
118 (SG)
White Oak



4318 (IG) 
318 (SG)
Primed



4418 (IG) 
418 (SG)
White Oak



4618 (IG) 
618 (SG)
White Oak



4918 (IG) 
918 (SG)
White Oak



4344 (IG) 
344 (SG)
Mahogany

Traditional Entry Doors





4444 (IG) 
 444 (SG) 
 Fir



4644 (IG) 
 644 (SG) 
 Fir



4944 (IG) 
 944 (SG) 
 Mahogany



4831 (IG) 
 831 (SG) 
 Pine



4832 (IG) 
 832 (SG) 
 Primed w/ Square Sticking




4841 (IG) 
 841 (SG) 
 Pine



4842 (IG) 
 842 (SG) 
 Pine



4853 (IG) 
 853 (SG) 
 Pine



4863 (IG) 
 863 (SG) 
 Pine



4872 (IG) 
 872 (SG) 
 Pine



4943 (IG) 
 2943 (SG) 
 Hickory



4571 (IG) 
 Pine

Traditional Entry Doors



4570 (IG) 
 2570 (SG)
 Pine



4031 (IG) 
 2031 (SG)
 Pine



4035 (IG) 
 2035 (SG)
 Pine




2039 (SG) 
 Fir



4619 (IG) 
 Fir



2045 (SG) 
 Fir (Wicket only available in
 Fir door)



4614 (IG) 
 2614 (SG)
 Pine



S-080 
 Fir



4910 (IG) 
 Pine

Entry Doors
Urban Collection

Are you a little bit country and a little bit city? We understand, and that's what our Urban Collection is all about. Express yourself as you desire with modern looks paired with traditional quality wood craftsmanship.



**77-G Door Shown in Fir with
Square Sticking and Satin Glass
Stocked in 6/8**



Door 4026-G 5-PNL (3/6 x 8/0) shown in Fir with Square Sticking Nonstock



Door 7006-H (8/0) shown in Fir with Metal Inlays Nonstock



Urban Collection Entry Doors



4026-G (IG) 
Fir with Square Sticking



4077-G (IG) 
Fir with Square Sticking



4042-G (IG) 
Fir with Square Sticking



4032-G (IG) 
Fir with Square Sticking



4026 
Fir with Square Sticking



4026-AS 
Fir with Square Sticking



4026-ASG (IG) 
20-ASG (SG)
Fir with Square Sticking



4077 
Fir with Square Sticking



7100 (IG) 
Fir with Square Sticking



7300 (IG) 
Fir with Square Sticking



7300-S (IG) 
Fir with Square Sticking



4028 
Fir with Square Sticking

No warranty against warp on 7100, 7300, & 7300-S.

Urban Collection Entry Doors



4028-G (IG) 
 28-G (SG)
 Fir with Square Sticking



4028-AS 
 Fir with Square Sticking



4028-ASG (IG) 
 28-ASG (SG)
 Fir with Square Sticking



4654 (IG) 
 Fir with Square Sticking



4021 
 21
 Fir with Square Sticking



4021-G (IG) 
 21-G (SG)
 Fir with Square Sticking



7026 
 Fir



7126 (IG) 
 Fir



4022 
 22
 Fir with Square Sticking



4022-G (IG) 
 22-G (SG)
 Fir with Square Sticking



4042 
 42
 Fir with Square Sticking



4910 (IG) 
 Fir with Square Sticking

No warranty against warp on 7126 and Plank doors.

Urban Collection Entry Doors



4400 (IG) 
Fir with Square Sticking



4400-G (IG) 
Fir with Square Sticking



4032 
32
Fir with Square Sticking




4910-G (IG) 
Fir with Square Sticking



7006-H 
Fir with Black Metal Inlays



7006-H 
Mahogany with Silver Stainless
Metal Inlays



7126 
Fir with Silver Stainless Metal
Panel



4032 
Fir with Square Sticking and Silver
Stainless Metal Panels



4026 
26
Fir with Square Sticking and Black
Metal Panels




4077 
77
Fir with Square Sticking and Silver
Stainless Metal Panels



4042 
42
Mahogany with Square Sticking
and Black Metal Panels



7040 (IG) 
Mahogany with Square Sticking
and Silver Stainless Metal Inlay

Interior Doors
Urban Collection

Our Urban Door Collection is the perfect blend of solid workmanship and the very best in metro design. Built from the ground up to meet the custom needs of architects and designers that care about unique urban design.



Mahogany with Square Sticking and Black Metal Panels
Nonstock

Urban Collection Interior Doors



26 
Fir with Square Sticking



26-G (SG) 
Fir with Square Sticking




26-AS 
Fir with Square Sticking



26-ASG (SG) 
Fir with Square Sticking



77 
Fir with Square Sticking



77-G (SG) 
Fir with Square Sticking



28 
Fir with Square Sticking



28-G (SG) 
Fir with Square Sticking



28-AS 
Fir with Square Sticking



28-ASG (SG) 
Fir with Square Sticking



21 
Fir with Square Sticking



21-G (SG) 
Fir with Square Sticking

Fire rated (burnt red squares) door designs are available with a fire rating as different pattern numbers. Please refer to the Urban Collection Entry Door sections for the proper pattern numbers.

Urban Collection Interior Doors



22
Fir with Square Sticking



22-G (SG)
Fir with Square Sticking



42
Fir with Square Sticking



42-G (SG)
Fir with Square Sticking



32
Fir with Square Sticking



32-G (SG)
Fir with Square Sticking



7026
Fir



32
Fir with Square Sticking and Silver Stainless Metal Panels



26
Fir with Square Sticking and Black Metal Panels



77
Fir with Square Sticking and Silver Stainless Metal Panels



42
Mahogany with Square Sticking and Black Metal Panels



7040 (SG)
Mahogany with Square Sticking and Silver Stainless Metal Inlay

Entry Doors
French

French doors are the makers of dramatic appeal. T.M. Cobb has improved the elegance and sophistication of French Doors by offering them in a multitude of designs, layouts, and wood species. Match the finish with your home furnishing for a stylish look, and pick the glass of your choice.



**Door 5506 ARP shown in
Knotty Alder
*Nonstock***


French Entry Doors



4501 (IG) ■■■■■
 1501 (SG) ■
 Fir



4537 (IG) ■■■■■
 1537 (SG) ■
 Fir



4509 (IG) ■■■■■
 1509 (SG) ■
 Fir



4510 (IG) ■■■■■
 1510 (SG) ■
 Fir



5001 (IG) ■■■■■
 5001-SG (SG)
 Fir



4503 (IG) ■■■■■
 1503 (SG)
 Fir



4505 (IG) ■■■■■
 1505 (SG) ■
 Fir



4508 (IG) ■■■■■
 1508 (SG)
 Maple



4515 (IG) ■■■■■
 1515 (SG) ■
 Birch



401 (IG) ■■■■■
 501 (SG)
 Walnut



410 (IG) ■■■■■
 510 (SG)
 Pine



412 (IG) ■■■■■
 512 (SG)
 Walnut

French Entry Doors



4597 (IG)
1597 (SG)
Fir



4598 (BEVEL IG)
1598 (BEVEL SG)
Fir



5010 (IG)
5010-SG (SG)
Knotty Alder



5506 ARP(Low-E IG)
Knotty Alder



5508 ARP(Low-E IG)
Knotty Alder



4531 (IG)
1531 (SG)
White Oak



4532 (IG)
1532 (SG)
Primed



4541 (IG)
1541 (SG)
White Oak



4542 (IG)
1542 (SG)
White Oak



4543 (IG)
1543 (SG)
Alder shown with Square Sticking



4553 (IG)
1553 (SG)
White Oak



4563 (IG)
1563 (SG)
White Oak

Door 4502 (8/0) shown in
Fir
Nonstock



Door 410 (8/0) and Side
Lite 4704 shown in Fir
Nonstock

French Entry Doors



4572 (IG)
1572 (SG)
White Oak



4583 (IG)
1583 (SG)
White Oak



4581 (IG)
1581 (SG)
Fir



4502 (IG)
1502 (SG)
Fir



4030-G (IG)
30-G (SG)
Fir



4044-G (IG)
44-G (SG)
Pine



4055-G (IG)
55-G (SG)
Fir



4130-G (IG)
66-G (SG)
Fir



4010-G (IG)
88-G (SG)
White Oak



4533 (IG)
1533 (SG)
Mahogany



4501-GBG (IG)
Pine



4517-R (IG)
1517-R (SG)
Primed

Our French-Styled SDL Doors offer increased design flexibility.

Our custom French-Styled SDL Glass Doors create a divided light look, offer increased design flexibility and increase energy-efficiency. This beautiful custom door treatment is the perfect combination of elegance and practicality.



Door S-094 (8/0) shown
in Fir with Satin Glass
Nonstock

French Entry Doors



S-082 (IG) 
Fir



S-084 (IG) 
Fir



S-086 (IG) 
Fir



S-100 (IG) 
Fir



S-102 (IG) 
Fir



S-102-AD (IG) 
Fir



S-088 (IG) 
Fir



S-088 (IG) 
Fir



S-094 (IG) 
Fir



S-094 (IG) 
Fir



S-090 (IG) 
Fir



S-090 (IG) 
Fir

French Entry Doors



S-092 (IG)

Fir



S-104 (IG)

Fir



S-094-CAD (IG)

Fir



S-096 (IG)

Fir



S-098 (IG)

Fir



Tyco Combination Doors

TYCO FLUSH COMBO IN RED OAK

Cobb manufactures the Tyco Combination Unit. Each unit has been tested and meets or exceeds Cobb's standards of excellence. The Tyco Combination Unit can be ordered in Red Oak, Birch, or Primed Hardboard Doors.



Combination French Doors

EXTERIOR VIEW WITH REMOVABLE
SCREEN



The finest Combination French Door on the market today. Giving you that French Door look with the added convenience of an operable built-in sash. Completely weather-stripped with our exclusive removeable screen. Available in 10-Lite or 1 Lite layout with insulated glass. Sash units are hinged top and bottom with scissor action hinge.

LATCHING HARDWARE AVAILABLE IN 7 FINISHES



INTERIOR VIEW WITH LATCHING
HARDWARE





Door S-098 shown in
Fir
Nonstock



Door S-096 shown in
Fir
Nonstock

Interior Doors

French

Elegance can be brought into the home through the simple choice of French Doors. With the vast variety of wood, glass and design options any room can have that dramatic entrance.

French Doors separate spaces while still achieving that feeling of openness within the home. They provide superior insulation and protection from noise and changing temperatures. To achieve more light from one room to another these doors are the answer. They bring style and sophistication to your home.



Doors 1510 shown in
Alder
Stocked in Doug Fir



Doors 1501 shown in Knotty Alder
Stocked in Doug Fir

French Interior Doors



1501 (SG)
Fir



1505 (SG)
Fir



1510 (SG)
Fir



1537 (SG)
Fir



1503 (SG)
Fir



1508 (SG)
Maple



1509 (SG)
Ash



1515 (SG)
Birch



1531 (SG)
White Oak



1532 (SG)
Primed or SDF



1541 (SG)
White Oak



1542 (SG)
White Oak

French Interior Doors



1543 (SG) Alder shown in Square Sticking



1553 (SG) White Oak



1563 (SG) White Oak



1572 (SG) White Oak



1583 (SG) White Oak



501 (SG) Walnut



510 (SG) Fir



512 (SG) Walnut



1597 (SG) Fir



1598 (Bevel SG) Fir



1502 (SG) Fir



1533 (SG) Mahogany



Doors 1510 shown
in Knotty Alder
Stocked in Fir

Hallway Door 5082-A ARP
shown in Knotty Alder
Nonstock



Doors 1501 shown in Primed
with Seedy Baroque Glass
Stocked in Fir



French Interior Doors



30-G (SG) 
Fir



44-G (SG) 
Pine



66-G (SG) 
Fir



88-G (SG) 
White Oak



1517-R (SG) 
Fir



1517-RD (SG) 
Fir



1501-R (SG) 
Fir



1501-RD (SG) 
Fir



1591 Laundry (SG) 
Fir



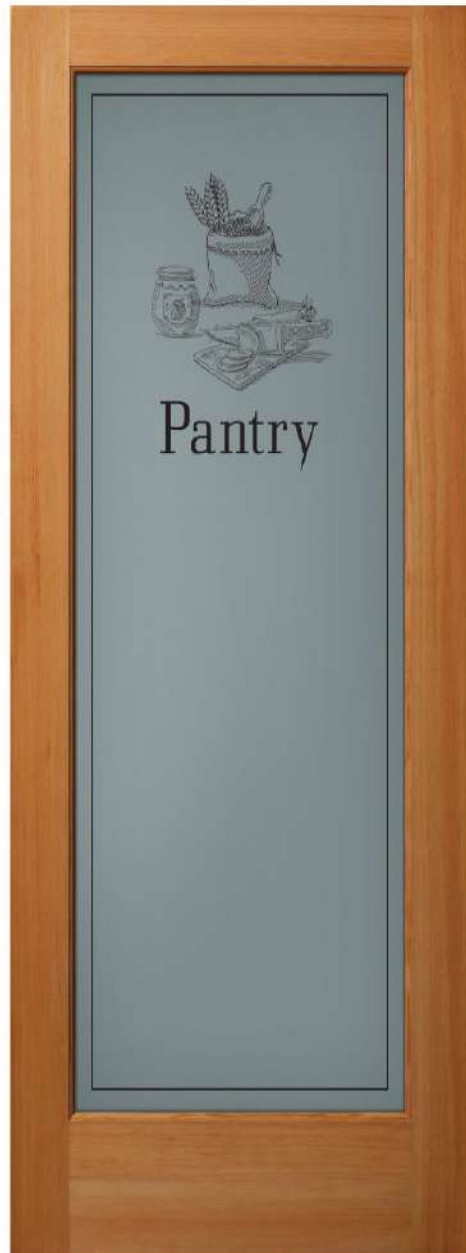
1592 Office (SG) 
Fir

Mirror and Pantry Interior Doors

Mirror and Pantry Doors add to your home's value and your personal touch rings loud and clear when you select these doors to add to your decor. Available in 6/8 primed and unprimed fir. 8/0 are unprimed fir only with raised panel bottom. Add to your own expression by selecting from the optional glass found on the Standard Glass page near the front of this book.



7000 ■



1525 ■

Interior Pantry



Door 1525 shown in Fir
Stocked Primed and Fir

Entry Doors
Decorative

An impressive welcome starts at the front door. For a truly classic touch of elegance the Decorative Collection is where it's at. Beautifully crafted doors that blend wood, glass and coming will leave an impression.

These doors create a beautiful design and are visually interesting making them a popular choice. Triple glazed glass gives the benefits of insulation and sound buffering, and with the wide variety of glass options providing privacy and light is customizable to your tastes. All designs feature coming in either Patina (black), Zinc (silver), and Brass (gold).




Patina Coming
(Black)



Zinc Coming
(Silver)



Brass Coming
(Gold)



Door 9917 and Side Lite
4901
with Pasadena Glass
Nonstock

Decorative Entry Doors



7078
Red Oak



4520
Fir with Malibu Glass
(available in Patina Caming)



7072
Fir



4070
Red Oak with Willow Glass
(available in Patina Caming)



4101
Pine with Prairie Glass
(available in Patina or Zinc Caming)



4623
Walnut with Olympia Glass
(available in Brass Caming)



7070
Cherry with Clear Bevel



4080-P
Red Oak



4623
Red Oak with Catalina Glass
(available in Brass Caming)



4047
Fir with Prairie Glass
(available in Patina or Zinc Caming)



7050
Red Oak with Catalina Glass
(available in Brass Caming)

Decorative Entry Doors



4962
 Fir with Pasadena Glass shown in Flat Panel
(available in Patina or Zinc Caming)



4962-A
 Fir with Traditions Glass shown in Flat Panel with Small Block Dentil Shelf
(available in Patina Caming)



4963
 Cherry with Traditions Glass
(available in Patina Caming)



4963-A
 Alder with Poppies Glass
(available in Patina Caming)



4962
 4962 SIDE LITES
 Fir with Poppies Glass shown in Flat Panel *(available in Patina Caming)*



4962-A
 4962 SIDE LITES
 Knotty Alder with Traditions Glass *(available in Patina Caming)*



4462
 4462 SIDE LITES
 Fir with Prairie Glass shown in Flat Panel *(available in Zinc Caming)*



4362
 4962 SIDE LITES
 Fir with Traditions Glass shown in Flat Panel *(available in Patina Caming)*

Door 4912, Side Lite 4901-C, all shown in
White Oak with Traditions Glass
Nonstock



Decorative Entry Doors



4962
4962 SIDE LITES
Fir with Traditions Glass shown in Flat Panel (available in Patina Caming)



4962-A
4962 SIDE LITES
Fir with Traditions Glass shown in Flat Panel (available in Patina Caming)



9917
9901 SIDE LITES
Fir with Traditions Glass (available in Patina or Zinc Caming)



9917
9901 SIDE LITES
Fir with Pasadena Glass (available in Patina or Zinc Caming)



4953
4751 SIDE LITES
Poplar with Tuscan Glass (available in Patina or Zinc Caming)



4961-V
4961-V SIDE LITES
Maple with Poppies Glass (available in Patina Caming)

Decorative Entry Doors



4936
4901 SIDE LITES
Cherry with Traditions Glass (available in Patina Caming)



4936
4901 SIDE LITES
Cherry with Pasadena Glass (available in Zinc Caming)



4933
4901 SIDE LITES
Mahogany with Traditions Glass (available in Patina Caming)



4933
4901 SIDE LITES
Mahogany with Pasadena Glass (available in Patina or Zinc Caming)



4912
4901-C SIDE LITES
White Oak with Traditions Glass (available in Patina Caming)



4912
4901-C SIDE LITES
White Oak with Pasadena Glass (available in Patina or Zinc Caming)

Decorative Entry Doors



4050
4750 SIDE LITES
Mahogany with Catalina Glass (available in Brass Caming)

4060
4750 SIDE LITES
Red Oak with Catalina Glass (available in Patina or Zinc Caming)

4070
4750 SIDE LITES
Birch with Willow Glass (available in Patina)



4544
4744 SIDE LITES
Mahogany with Tiara Glass (available in Patina Caming)



4932
4902 SIDE LITES
Fir with Prairie Glass (available in Zinc Caming)



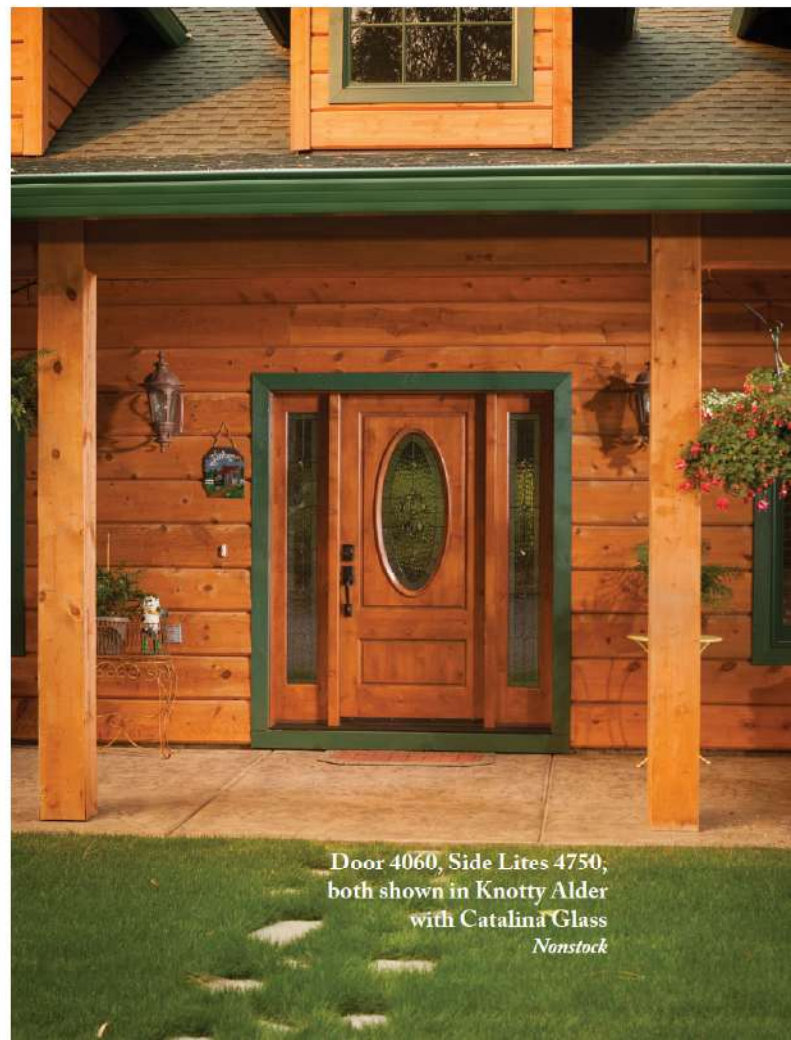
7070
7750 SIDE LITES
Cherry with Willow Glass (available in Patina Caming)



7071
7771 SIDE LITES
Mahogany with Olympia Glass (available in Brass, Patina or Zinc Caming)



Door 4070, Side Lite 4705, and
Transom 6705 shown in Fir with
Willow Glass
Door and Transom Nonstock



Door 4060, Side Lites 4750,
both shown in Knotty Alder
with Catalina Glass
Nonstock

Decorative Entry Doors



4414
 Red Oak with Catalina Glass (available in Brass or Patina Caming)



4414
 Red Oak with Willow Glass (available in Patina Caming)



Doors 4414 (8/0) shown
 in Fir with Willow
 Glass
 Nonstock

Entry Doors

Panel

Panel Doors are the heart of craftsmanship. Something so simple can be so elegant. Created in a variety of wood species, architectural styles, and creative designs with twists on classics. Every door is built to the highest standard.



Door 4082 (3/6 x 8/0), Side Lites
4702, Transom 6701 (with GBC),
all shown in Fir with Square
Sticking
Nonstock

Panel Entry Doors



4082
Fir



4082
Knotty Alder



4130
Fir



4010
Fir



4060-C
Fir



4044
Fir



4020 1P
Fir shown in Square Sticking



4082-A
Knotty Alder



4083
Fir



5020 ARP
Knotty Alder



5020-A ARP
Knotty Alder



5030 ARP
Knotty Alder

Panel Entry Doors



5030-A ARP
Knotty Alder



5082 ARP
Knotty Alder



5082-A ARP
Knotty Alder



4009
Fir



4046
Knotty Alder



4054
Primed



4055
Fir



4002
Maple



4003
Fir shown in Flat Panel



4086
Walnut



4045
Pine



4067
Pine



Door 4582 and Side Lite 4701 with
Square Sticking shown in Fir
Door Nonstock



Door 4082-A (4/0)
shown in Knotty
Pine
Nonstock

Panel Entry Doors



4064
Pine



4582
Fir shown in Square Sticking



4085
Fir shown in Flat Panel



4030
Fir shown with Square Sticking



4033
Birch shown with Flat Panel



4040
Alder



4091
Fir



4092
Mahogany



4093
Maple



4094
Birch



4095
Alder



4096
Hickory



4082L
Fir



Doors 4612 GBG (8/0) and
Transom 6701 (w/GBG)
shown in Fir
Nonstock



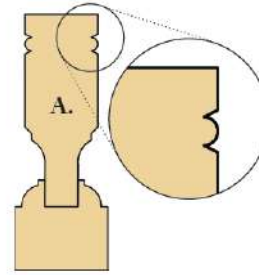


Entry Doors

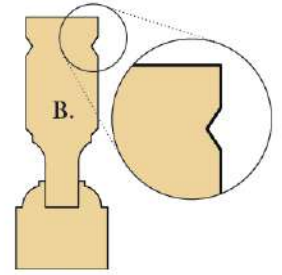
Grooved Panel

Choose ornate beaded panel or true v-groove panel doors for a timeless entry treatment.

Grooved Panel Options



BEADED PANEL
(A. STANDARD)



TRUE V-GROOVE PANEL
(B. OPTIONAL)*

**When ordering, please specify "True V-Groove"*



Grooved Panel Entry Doors



4082-V
Knotty Alder



4020-V
Fir



5020 PRP
Knotty Alder



4020-VA
Fir



5020-A PRP
Knotty Alder



4082-VA
Alder



4093-V
Hemlock



5030 PRP
Knotty Alder



4030-V
Maple



5030-A PRP
Knotty Alder



4030-VA
Primed



5082 PRP
Knotty Alder

Grooved Panel Entry Doors



5082-A PRP
Knotty Alder



4661-V (Low-EIG)
4661-V (Low-EIG) SIDE LITES
Fir with Large Block Dentil Shelf



4661-VA (Low-EIG)
4661-V (Low-E IG) SIDE LITES
Fir



4631-V (Low-EIG)
4631-V (Low-E IG) SIDE LITES
Fir with Small Block Dentil Shelf



4631-VA (Low-E IG)
4631-V (Low-E IG) SIDE LITES
Fir with Small Block Dentil Shelf



4982-V (Low-EIG)
4703-V (Low-E IG) SIDE LITES
Fir



4982-VA (Low-EIG)
4703-V (Low-E IG) SIDE LITES
Fir



412-V (Low-EIG)
4704-V (Low-E IG) SIDE LITES
Fir



412-VA (Low-EIG)
4704-V (Low-E IG) SIDE LITES
Fir

Grooved Panel Entry Doors



5661 PRP(Low-EIG) 
Knotty Alder



5661-A PRP(Low-EIG) 
Knotty Alder



5506 PRP(Low-EIG) 
Knotty Alder



5508 PRP(Low-EIG) 
Knotty Alder



7016-H 
Knotty Pine




4664-V 
Red Oak



7020-H 
Knotty Pine



7026 
Fir



7004 
Fir



7007 
Mahogany



7008 
Fir with Pyramid Clavos



7006-A 
Knotty Alder with Dome Clavos

No warmsany against warp on Plank doors.



Custom 7026 Plank Door (3/6 x 8/0),
Custom Side Lites (by other), both
shown in Knotty Alder with Distress-
ing
Nonstock



Door 4661-VA shown in Fir
Stacked



Specialty Doors
Dutch Style

Step back in time with the classic Dutch Door. These doors have the ability to act as two separate pieces, or they can function as a single door. Either way you use them, they aren't your everyday run of the mill door.

This design allows light and air into the room by opening the top while the bottom half blocks dirt from blowing in. While the farm animals may not live in your yard, there is still great function that can be attained from a beautifully designed Dutch Door. Almost any door can be made into a Dutch door! Speak with your T.M. Cobb Dealer today.



Door 4982-VD (4/0) with
Custom Dutch Shelf and Side
Lites 4703-V shown in Primed
Nonstock

Dutch Style Specialty Doors



4182D (IG)
182D (SG)
Hemlock



4482D (IG)
482D (SG)
Walnut



4644D (IG)
644D (SG)
Fir



4944D (IG)
944D (SG)
Fir



4832D (IG)
832D (SG)
Mahogany



4843D (IG)
843D (SG)
Knotty Alder shown with
Square Sticking



4035D (IG)
2035D (SG)
Fir



4082D
82D
Alder shown with Square Sticking



4144D (IG)
144D (SG)
Fir



4444D (IG)
444D (SG)
Fir




4344D (IG)
344D (SG)
Fir



4682D (IG)
682D (SG)
Hemlock

Dutch Style Specialty Doors



4382D (IG) 
 382D (SG)
 Hemlock



4842D (IG) 
 842D (SG)
 Mahogany



4853D (IG) 
 853D (SG)
 Mahogany




4982D (IG) 
 982D (SG)
 Hemlock




4943D (IG) 
 2943D (SG)
 Primed




4031D (IG) 
 2031D (SG)
 Fir



4118D (IG) 
 118D (SG)
 White Oak




4502D (IG) 
 1502D (SG)
 Primed




2039D (SG) 
 Fir




4132D (IG) 
 2132D (SG)
 Fir



4044D (IG) 
 44D (SG)
 Fir



4134D (IG) 
 2134D (SG)
 Hemlock

Specialty Doors

Side Lites & Transoms

A truly unique entrance can be created with side lites and transoms. They provide a way to brighten up entry ways while create a unique look that causes people to stop and gaze.



Door 4661-VA and Side Lites
4661-V shown in Mahogany
*Door Stocked in Fir
Sidelite Nonstock*

Side Lites & Transoms



4701 (IG)
1701 (SG)
Fir



4705 (IG)
1705 (SG)
Fir



4702 (IG)
1702 (SG)
Mahogany



4703 (IG)
1703 (SG)
Red Oak



4703C (IG)
1703C (SG)
Fir



4704 (IG)
1704 (SG)
Fir



4708* (Low-E IG)
1708* (SG)
Alder



4797 (IG)
1797 (SG)
Fir



4798 (Bevel IG)
1798 (Bevel SG)
Fir



4662 (Low-E IG)
2662 (SG)
Fir



4631 (Low-E IG)
2631 (SG)
Fir



4077-G (IG)
77-G (SG)
Fir



4662-V (IG)
2662-V (SG)
Fir



5508 ARP (Low-E IG)
Knotty Alder



5661 ARP (Low-E IG)
Knotty Alder



5703 PRP (Low-E IG)
Red Oak



5506 PRP (Low-E IG)
Knotty Alder



4709 (IG)
1709 (SG)
Fir

*12" & 14" has 4 lites, 16" & 18" has 8 lites

Side Lites & Transoms



SEGMENT TRANSOM
Red Oak



ELLIPTICAL TRANSOM
Fir shown with 6-Light Sunburst



HALF ROUND TRANSOM
Fir



6701 (IG)
3701 (SG)
Fir



6710C (IG)
3710C (SG)
Alder



6705 (IG)
3705 (SG)
Fir

*All transoms are available in custom sizes and lite patterns.




Door 4093-V (3/6 X 8/0), Side Lites 4701 and Transom 6701 shown in Walnut
Door and Transom Nonstock

Custom Shaped

Custom shaped interior and exterior doors will add character to your home. One of the simplest ways to dramatize a home is with well-designed doors inside and out. Combining beautiful wood, arched panels, and old-world craftsmanship, this treatment steeped in European tradition is readily available thanks to our custom shaped door options.

This collection of interior and exterior doors is earthy, rustic, and natural, having been crafted from the finest Mahogany, Knotty Alder, Hickory, and more. Whether it's an entrance with a not so traditional setting, or an oddly shaped interior door we can produce what you need. Contact your T.M. Cobb dealer to see how easy designing custom shaped doors can be.



Custom Shaped Door 4082-
VRD
(4/0 x 8/0) shown in Knotty
Alder

Shaped Custom Doors



4623-RD
Red Oak with Catalina Glass
available in Brass Caming



4963-AD
Alder with Poppies Glass
available in Patina Caming



4944 CUSTOM
Fir with Flat Panel



4517-RD (IG)
1517-RD (SG)
Fir



4044 CLIP DOOR
44 CLIP DOOR
Fir



4082-RD
82-RD
Fir



4501-RD (IG)
1501-RD (SG)
Fir



4502L (IG)
1502L (SG)
Fir



412-VAD (IG)
512-VAD (SG)
Knotty Pine



5030-AD ARP
Knotty Alder



9055 CUSTOM
Fir





Doors 30 with Flat Panel
shown in Stained Fir

Interior Doors

Panel


For an elegant traditional look that never goes out of style, combine the wood options that match your home with the classic panel door. Matching interior panels throughout your home will create that designer look.

True stile and rail construction provide quality and charm to the interior of your home. T.M. Cobb stocks Douglas Fir, and offers custom made with various wood species.

Choose the design that meets your homes style and décor. From traditional to contemporary, you will not regret choosing a T.M. Cobb door.



Shaker Door Collection



SP-20
Primed MDF
Square Sticking
Flat Panel
6'8", 7'0" or 8'0"



SP-82
Primed MDF
Square Sticking
Flat Panel
6'8", 7'0" or 8'0"

Shaker Door Designs

All SP Series MDF Shaker Doors are constructed with an MDF outer layer laminated over a wood core.

Shaker Door Collection



SP-30
Primed MDF
Square Sticking
Flat Panel



Shaker Door Designs

All SP Series MDF Shaker Doors are constructed with an MDF outer layer laminated over a wood core.



SP-55
Primed MDF
Square Sticking
Flat Panel



Panel Interior Doors



30
Fir shown in Square Sticking



20
Fir shown in Square Sticking



82
Fir shown in Square Sticking



82
Knotty Alder



82-A
Fir



82
Fir



55
Fir



44
Fir



66
Fir



2060
Fir



8033
Fir shown in Flat Panel



33
Fir shown in Flat Panel

Fire Rated (burnt red squares) door designs are available with a fire rating as different pattern numbers. Please refer to the Panel Entry Door section for proper pattern numbers.

Panel Interior Doors



82L
Fir



83
Fir



54
Primed or SDF



44-A
Mahogany



2003
Mahogany shown in Flat Panel



88
Pine



2002
Maple



86
Walnut



45
Pine



2009
Fir



67
Pine



64
Pine



Door 66 shown in Pine
Stocked in Fir




Door 82-A shown in Walnut
Stocked in Fir

Panel Interior Doors



2582 
Fir shown in Square Sticking



85 
Fir shown in Flat Panel



40 
Alder



91 
Fir



92 
Mahogany



93 
Maple



94 
Birch



95 
Alder



96 
Hickory



10 
Pine

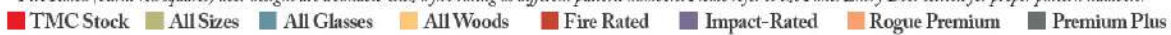
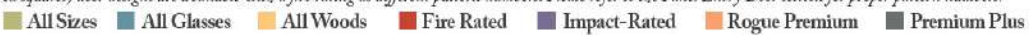
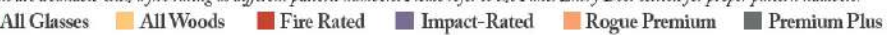
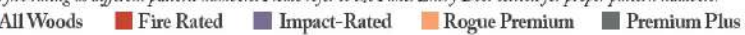

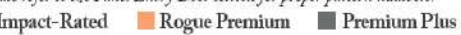

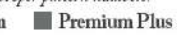


32 
Fir with Square Sticking



85 
Primed or SDF

Fire Rated (burnt red squares) door designs are available with a fire rating as different pattern numbers. Please refer to the Panel Entry Door section for proper pattern numbers.

 TMC Stock  All Sizes  All Glasses  All Woods  Fire Rated  Impact-Rated  Rogue Premium  Premium Plus

Interior Doors
Grooved Panel

Take a classic design, add your personal touch with your choice of wood, and you have eye-catching grooved panel interior doors.

Choose from our collection of grooved interior doors which offer homeowners the unique opportunity to stamp their own personal style throughout their home.

Our ever-increasing collection of designs has something for everyone, from the timeless charm of the country cottage to the contemporary designs of the modern world.

These doors are designed to look simple and elegant yet still incorporate the latest technologies to make them lighter and stronger.





Door 5030 PRP
shown in Knotty
Alder
Nonstock

Grooved Panel Interior Doors



82-V
Knotty Alder



20-V
Fir



20-VA
Primed or SDF



82-VA
Alder



30-V
Maple



30-VA
Fir



5020 PRP
Knotty Alder



5020-A PRP
Knotty Alder



5082 PRP
Knotty Alder



5082-A PRP
Knotty Alder



5030 PRP
Knotty Alder



5030-A PRP
Knotty Alder

Fire Rated (burnt red squares) door designs are available with a fire rating as different pattern numbers. Please refer to the Grooved Panel Entry Door section for proper pattern numbers.

Interior Doors

Closet

The least thought of, but definitely not forgotten closet doors. Boring or ordinary is not T.M. Cobb's style, and we wouldn't want that to be yours either. From panel to louvered, you can create that unique touch in your home.





Closet Interior Doors



44 BF
Pine



66 BF
Pine



10 BF
Fir



20 BF
Fir with Square Sticking



30 BF
Fir with Square Sticking



33 BF
Fir with Square Sticking



40 BF
Fir with Square Sticking



45 BF
Pine



54 BF
Fir



55 BF
Fir with Square Sticking



64 BF
Pine



67 BF
Pine

Closet Interior Doors



82 BF
Fir with Square Sticking



82-A BF
Hemlock



83 BF
Pine



85 BF
Pine



86 BF
Walnut



88 BF
Pine



91 BF
Pine



92 BF
Fir shown with Square Sticking



93 BF
Mahogany



94 BF
Alder



95 BF
Mahogany



96 BF
Alder

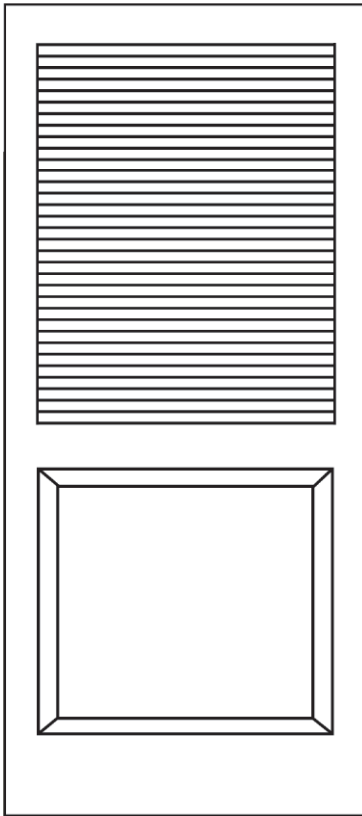


Doors 732 BF shown in Pine
Nonstock







Louver Interior Doors



PINE MODEL 403

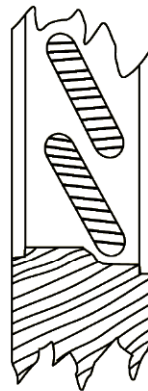
Louvered and half louvered doors are available in fully ventilated louvers and nonventilating false louvers. Perfect for those applications that need air movement and for those that require privacy. A wide range of sizes are available including 6/8 and 8/0 height. All primed and ready to paint.

Louver Doors are also available as Bi-Folding Units for closets or room dividers. Primed and ready to paint.



PINE MODEL 402

DETAIL



Closet Interior Doors



44-A BF
Fir



1705 BF (SG)
Pine



703 BF
Maple



730 BF
Pine



732 BF
Pine



733 BF
Cherry



755 BF
Knotty Alder



703
Maple shown with Plantation Louver



730
Pine



732
Fir



733
Cherry



755
Knotty Alder





HALEY Proud Manufacturer of T.M. Cobb Molded Doors

From passage to bifold designs, your selection is wide open

Made from molded high-density fiberboard, T.M. Cobb doors resist shrinking, swelling, cracking and joint separation.

Specify the Door That Makes the Grade

- All doors are available primed and ready to paint.
- T.M. Cobb doors can be specified in 1³/₈" and 1³/₄" thicknesses.
- Most 1³/₄" thick T.M. Cobb doors can be manufactured to meet 20-, 45- and 60- minute fire ratings as per Warnock Hersey specifications.



Make a Solid Choice

- For the heft and sound-deadening properties of solid wood, specify solid core construction.
- Most T.M. Cobb doors can be specified for either hollow or solid core construction and with either finger-joint or MDF stiles and rails.

Tough on the Inside

- T.M. Cobb Molded doors featuring door facings by Jeld-Wen are made from an engineered wood fiber mat that is molded under intense heat and pressure into an 1/8" (3.2mm) thick sheet of high-density fiberboard. The result assures consistent quality from door to door, room to room, and home to home.

Environmentally Responsible

- Due to their physical composition, Jeld-Wen molded door facings are not subject to the California Air Resource Board's Airborne Toxic Control Measure 93120 (ATCM). This measure enforces limits on formaldehyde emissions. If they were subject to the ATCM, Jeld-Wen door facings would meet the specification for the designation "ultra low formaldehyde emitter." Jeld-Wen door facings have demonstrated formaldehyde emissions equivalent to wood through repeated testing by the Composite Panel Association (CPA), a third party certifier for the CARB ATCM rule.
- No old growth timber is harvested for the manufacture of Jeld-Wen designs. Instead, by-products from sawmill operations are used to convert wood chip waste into designs of true beauty.
- Jeld-Wen molded door facings contain a minimum of 63% by weight, pre-consumer recycled content. This is certified by Scientific Certification Systems, certificate number SCS-MC-01801.
- Jeld-Wen uses a low VOC primer, among the most environmentally friendly paint products on the market.

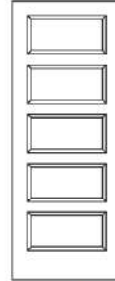


SCIENTIFIC CERTIFICATION SYSTEMS
SCS-MC-01802

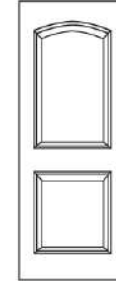


Pre-consumer
SCIENTIFIC CERTIFICATION SYSTEMS
SCS-MC-01801

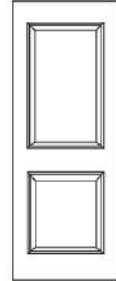
Passage and Bifold Designs



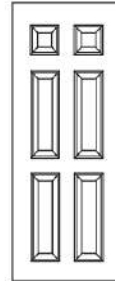
5-Raised Panel Smooth



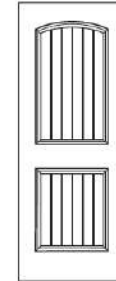
2-Panel Curve-Top Smooth



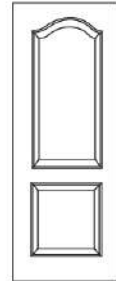
2-Panel Square-Top Smooth



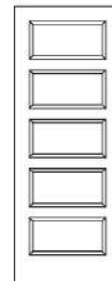
6-Panel/Smooth
6-Panel/Textured



2-Panel Curve Top-Plank Smooth



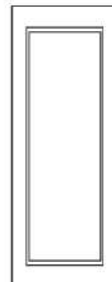
2-Panel Bell-Top Textured




5-Flat Panel Smooth



3-Flat Panel Smooth



1-Flat Panel Smooth



2-Flat Panel Smooth

For our full line of interior doors, visit tmcobb.com.



Raised Panel

Smooth or textured surface as noted in a variety of designs



2-Panel Curve Top-Plank

Smooth finish

- An arch top, two-panel plank door that brings character and charm to any room.
- Available in 6'8", 7'0" and 8'0" passage and bifold sizes.



5-Raised Panel

Smooth finish

- Smooth surface and modified cove and bead sticking profiles add traditional warmth to any room.
- Available in standard 6'8"



6-Panel

Smooth or Textured finish

- Distinguished by more than a quarter century of precision craftsmanship and design, this classic design rises above all imitators.
- Available in 6'8", 7'0" and 8'0" passage and bifold sizes.



2-Panel Bell-Top

Textured finish

- Bold, sleek, stylish, this door brings chic to any room.
- Available in standard 6'8" passage and bifold sizes.



2-Panel Square-Top

Smooth finish

- Austere yet welcoming, this uncluttered design has limitless appeal.
- Available in 6'8", 7'0" and 8'0" passage and bifold sizes.



2-Panel Curve-Top

Smooth finish

- A two-panel, true arch design that's the picture of elegant simplicity.
- Available in 6'8", 7'0" and 8'0" passage and bifold sizes.

Flat Panel

Smooth surface in a variety of designs



2-Flat Panel

Smooth finish

- This Flat Panel design is a simplistic mission-style design.
- Available in 6'8", 7'0", and 8'0".
- ADA Options Available.

3-Flat Panel

Smooth finish

- Created through advanced panel technology to create the only truly authentic molded flat panel door.
- Reflects traditional Craftsman architecture and beautifully simplistic Mission-style, yet its modern design is equally popular today.
- Available in 6'8" and 7'0" passage sizes.



5-Flat Panel

Smooth finish

- The only truly authentic molded, flat 5-panel door.
- Available in standard 6'8" passage and bifold sizes.

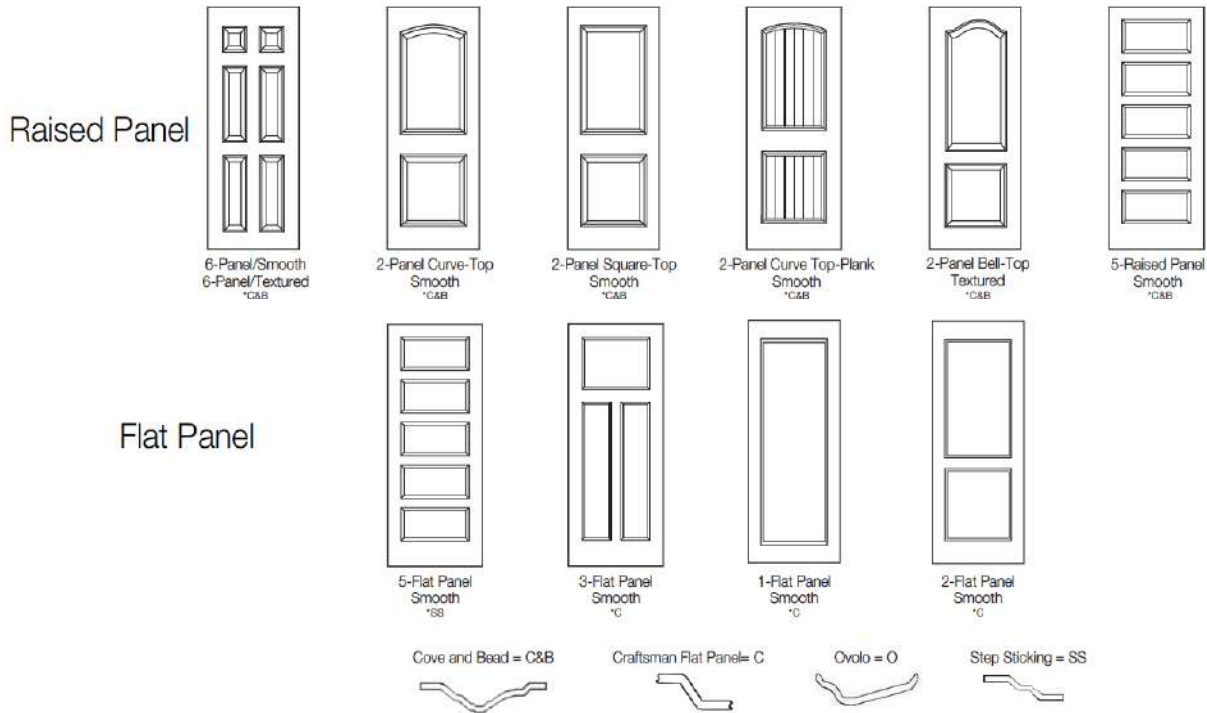
1-Flat Panel

Smooth finish

- A square top single-panel plank door that brings character and charm to any room.
- Available in 6'8", 7'0", and 8'0".



Sizing Options



PASSAGE

BIFOLDS

	13'	14'	16'	18'	20'	22'	24'	26'	28'	2'10"	30"	16'	20'	24'	26'	28'	30'	40'	50'	60'	
5-Raised Panel/Smooth 68"			■	■	■	■	■	■	■	■	■		■		■						
2-Panel Curve-Top/Smooth 68"			■	■	■	■	■	■	■	■	■		■		■		■	■	■	■	■
2-Panel Curve-Top/Smooth 70"					*		*	*	*	*	*										
2-Panel Curve-Top/Smooth 80"			■		■		■	■	■	■	■										
2-Panel Square-Top/Smooth 68"	■	■	■	■	■	■	■	■	■	■	■		■	■	■	■	■	■	■	■	■
2-Panel Square-Top/Smooth 70"			■	■	■	■	■	■	■	■	■		■		■		■	■	■	■	■
2-Panel Square-Top/Smooth 80"			■		■		■	■	■	■	■		■		■		■	■	■	■	■
2-Panel Curve Top-Plank/Smooth 68"	*	*	■	■	■	■	■	■	■	■	■		■		■		■	■	■	■	■
2-Panel Curve Top-Plank/Smooth 70"	*	*	*	*	*	*	*	*	*	*	*										
2-Panel Curve Top-Plank/Smooth 80"	*	*			■		■	■	■	■	■		■		■		■	■	■	■	■
6-Panel/Textured 68"	■	■	■	■	■	■	■	■	■	■	■	■	■	■	■	■	■	■	■	■	■
6-Panel/Smooth 68"	■	■	■	■	■	■	■	■	■	■	■		■	■	■	■	■	■	■	■	■
6-Panel/Textured 70"					*		*	*	*	*	*										
6-Panel/Smooth 70"					*	*	*	*	*	*	*		■		■	■	■	■	■	■	■
6-Panel/Textured 80"					■		■	■	■	■	■		■	■	■	■	■	■	■	■	■
6-Panel/Smooth 80"					■		■	■	■	■	■		■	■	■	■	■	■	■	■	■
2-Panel Bell-Top/Textured 68"	*	*	■	■	■	■	■	■	■	■	■		■		■		■	■	■	■	■
5-Flat Panel/Smooth 68"			■	■	■	■	■	■	■	■	■		■		■		■	■	■	■	■
3-Flat Panel/Smooth 68"			■	■	■	■	■	■	■	■	■		■		■		■	■	■	■	■
1-Flat Panel/Smooth 68"			■		■	■	■	■	■	■	■										
1-Flat Panel/Smooth 80"					■		■	■	■	■	■										
2-Flat Panel/Smooth 68"			■	■	■	■	■	■	■	■	■		■		■		■				
2-Flat Panel/Smooth 80"					■		■	■	■	■	■										
6-Horizontal Raised Panel/Smooth 8'0"			■		■		■	■	■	■	■										

* Check with your supplier for availability.
Trimming TM Cobb molded doors will void the warranty.

Contemporary 2365



Primed HDF Face Grooved
Ladder Core Construction

Features:

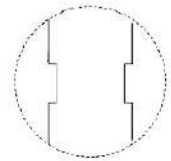
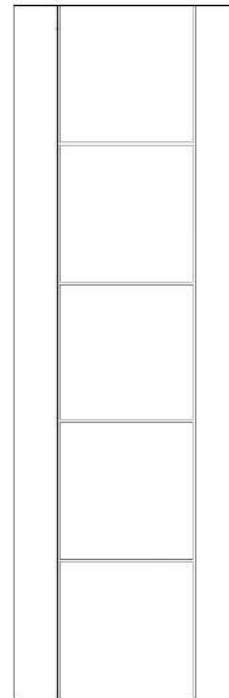
Ladder Core Construction

Contemporary Design

1/4" Groove to enhance the Modern look

High Density Fiberboard Skin to provide an extremely smooth paintable surface.

Available in 6/8 and 7/0 Heights



GROOVE






**ENVIRONMENTAL
INTERIOR M.D.F. DOORS**


"Keeping Our Environmental Commitment"

TAMBOUR DOORS

Tambour doors are not only beautiful, but they are practical. They are used in interior applications and compliment a wide range of architectural styles.



104-T



105-T




106-T



100-T

All environmental doors include a limited lifetime warranty.




204-T
Custom Design




104-A-T
Custom Design




100-T




101-T




102-T




103-T




104-T




105-T




106-T



107-T




108-T




200-T



201-T




203-T



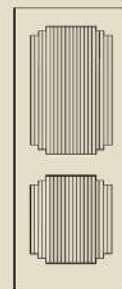
204-T




205-T




206-T



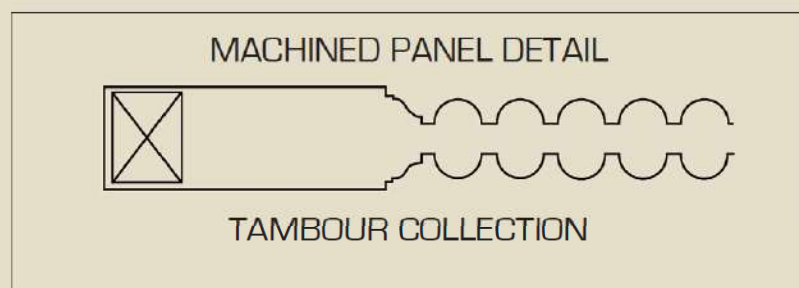
207-T



300-T



500-T



STANDARD M.D.F. INTERIOR DOORS



TMC-2050



TMC-5060



TMC-21



TMC-60



TMC-7010



TMC 3220



TMC 3230



TMC 4000



TMC 4010




TMC 4020



TMC 4030



TMC 8010



TMC 9000



TMC 9010



TMC 6080



TMC 4060




TMC 4070




TMC 4080



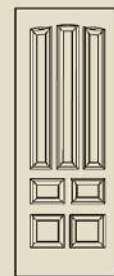
TMC 4090



TMC 4100



TMC 4110



TMC 7000




TMC 7010



TMC 7020




TMC 8000



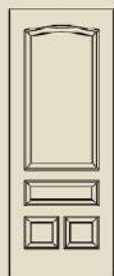
TMC 4140



TMC 4150



TMC 4180



TMC 4170



TMC 5000



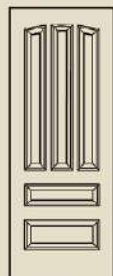
TMC 6090



TMC 6060



TMC 6070




TMC 5040




TMC 5050



TMC 1000




TMC 1010



TMC 1020



TMC 1030




TMC 1040



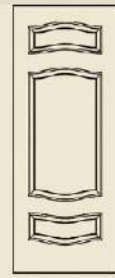
TMC 1050



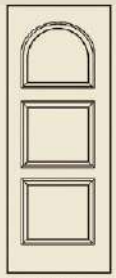
TMC 2000



TMC 2010



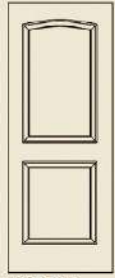
TMC 3200



TMC 3210



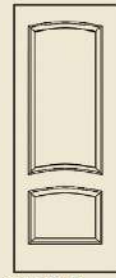
TMC 2020



TMC 2030



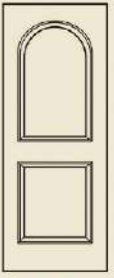
TMC 2040



TMC 2050



TMC 2060



TMC 2070



TMC 2080




TMC 2090



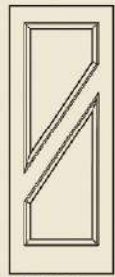
TMC 4040



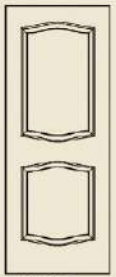
TMC 4050



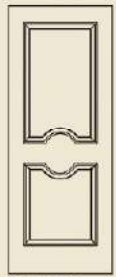
TMC 2130



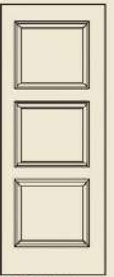
TMC 2140




TMC 2150



TMC 2160



TMC 3000



TMC 3010



TMC 3020



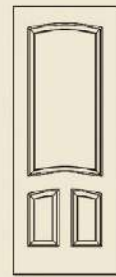
TMC 3030



TMC 4120



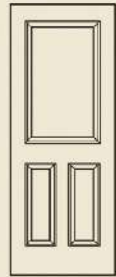
TMC 4130



TMC 3040



TMC 3050



TMC 3060




TMC 3070



TMC 3080



TMC 3090



TMC 3100



TMC 3110



TMC 5020



TMC 5030



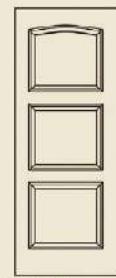
TMC 3120



TMC 3130



TMC 3140



TMC 3150



TMC 3160



TMC 3170



TMC 3180



TMC 3300



TMC 5100



TMC 5110



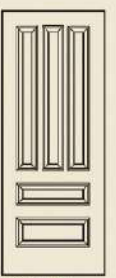
TMC 5060



TMC 5070



TMC 5080



TMC 5090



TMC 6000



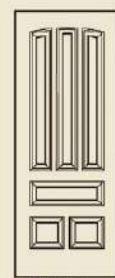
TMC 6010



TMC 6020



TMC 6030



TMC 6040



6050

PLANK V-GROOVED M.D.F. COLLECTION




202-VG



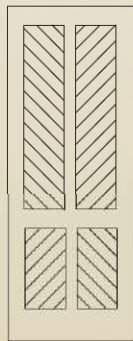
203-VG



101-VG



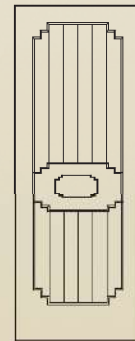
201-VG




400-VG



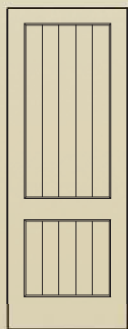
100-VG



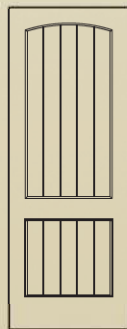
200-VG



101-VG




203-VG




202-VG



103-VG



204-VG



102-VG

INTERIOR M.D.F. FLAT PANEL



TMC 1000-F



TMC 3000-F

The true craftsman or shaker look is achieved with our new flat panel square sticking door.



TMC 4000-F



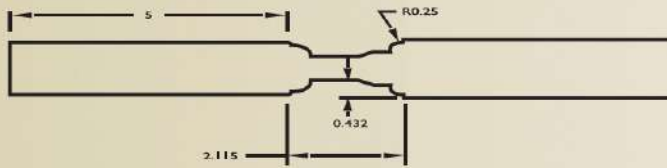
TMC 2030-F



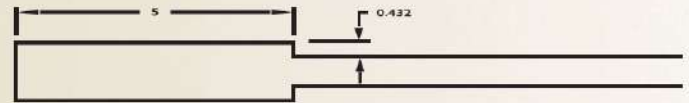
TMC 2020-F

All environmental doors include
a limited lifetime warranty.

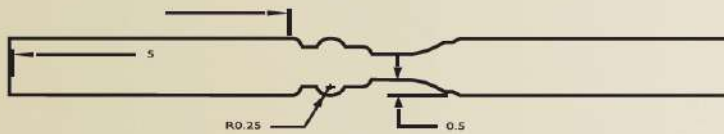
OPTIONAL DETAILED SPECIFICATIONS



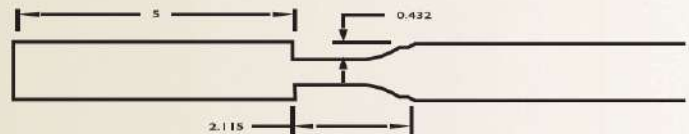
Optional Beaded Raised Panels
Specify "with Beaded Raised Panel"



Optional Square Sticking and Flat Panel
Specify "with Square Sticking and Flat Panels"

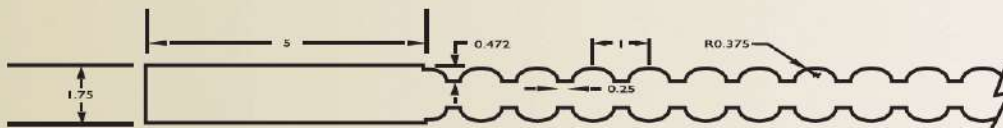


Optional Flush Molding
Specify "with Flush Molding"

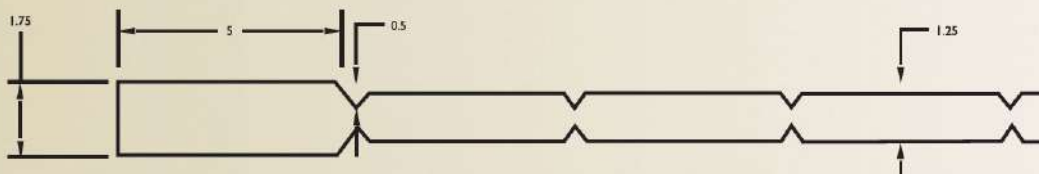


Optional Square Sticking and Standard Raised Panel
Specify "with Square Sticking and Standard Raised Panels"

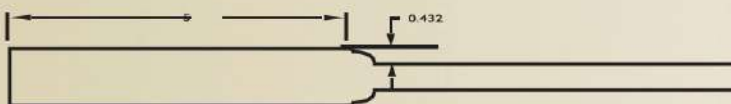
STANDARD DETAILED SPECIFICATIONS



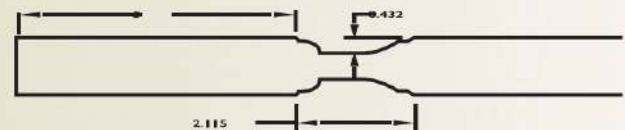
Standard Tambour Door Construction



Standard V-Groove Door Construction

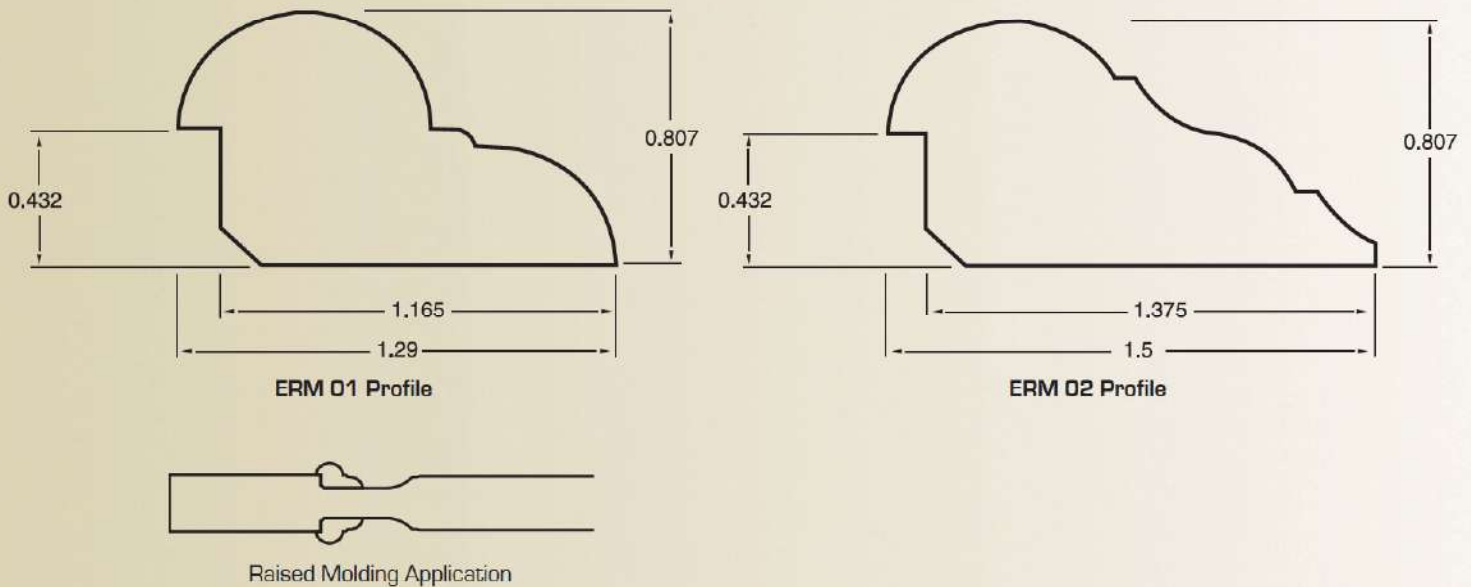


Standard Flat Panel Door Construction
Specify "with Flat Panels"



Standard Raised Panel Door Construction

RAISED MOLDING PROFILE



DETAILED SPECIFICATIONS

SIZES

Width: 1'0" through 4'0"
Height: 6'8" through 8'0"
Thickness 1 3/8" or 1 3/4"

FIRE RATED

All 1 3/4" M.D.F. Doors are Available with 20 Minute Fire Rating

FACTORY PRIMING

All doors are factory primed with a solvent based primer on all six sides.

Optional Premium Priming is available. Premium Priming consists of two generous coats of Sherman Williams oil based, heavy solids premium primer on all six sides.

Factory priming is not a substitute for complete field finishing.

Standard sticking and raised panel profiles represent the most popular construction. Unless otherwise specified, doors are quoted and produced in these profiles.

Optional sticking and raised panel profiles must be specified. For custom designs and profiles please submit a detailed drawing including the sticking panel profile.

LIMITED LIFETIME WARRANTY

All Environmental Doors are backed by a limited lifetime warranty.

Sliding Barn Doors

Sliding barn doors are not just for barns anymore. Barn-style doors have come inside and are giving homeowners a fresh, new look on a classic American design.

Bring the charm of the great American barn and its smart, sliding barn doors into your home with our new collection of barn-style door designs.

From rustic living rooms to contemporary office spaces, our barn-style doors offer your home a unique function as well as great eye appeal. Barn door designs are also perfect as room dividers or for enclosing pantries or laundry rooms.

Functionally, our barn-style doors are big space savers because they require 9 feet of less space than traditional swinging doors.



**Door 55 shown in Knotty
Alder
Stocked in Fir**



Doors 820-V shown in Knotty Alder
Nonstock



Interior Doors

Beauty With Purpose

An integral part of your interior design, the right interior doors can greatly enhance a room's color, furnishings and décor. They provide a first impression and a finishing touch. T.M. Cobb offers the perfect interior options for any application.

Barn Doors & Hardware



Barn Doors & Hardware

Wall Mounted Barn Door Kits



Top of Door Strap
Stainless Steel Shown



Bent Strap
Matt Black Shown

Product Description

Hardware available for 1-3/8" or 1-3/4" thick, up to 200 lbs.
 Kits available in two finishes: Matt Black and Stainless Steel.
 For 2/4 to 3/0 Opening use Track 78-3/4" over 3/0 to 3/6 use track 96"
 Barn Door installation instructions available.



Top of Door Strap

Bent Strap

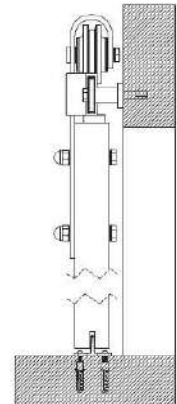
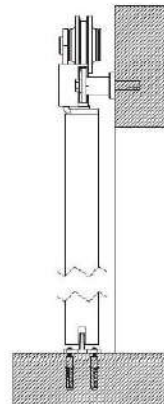
Both Top Mount and
 Bent Strap are in stock
 Stainless Steel or Matt Black



Stainless Steel



Matt Black



Interior Sliding Barn Doors



20
Primed or SDF w/ Square Sticking

20-V
Knotty Pine with Square Sticking

201
Fir with Square Sticking

201-V
Knotty Alder with Square Sticking



202
Primed or SDF w/ Square Sticking

828-V
Knotty Alder with Square Sticking

820-V
Knotty Alder with Square Sticking

825
Fir with Square Sticking



825-V
Knotty Alder with Square Sticking

823
Fir with Square Sticking

823-V
Knotty Alder with Square Sticking

824
Primed or SDF w/ Square Sticking

Interior Sliding Barn Doors



826
Knotty Pine with Square Sticking

826-V
Primed or SDF w/ Square Sticking

1501 (SG)
Knotty Alder

501 (SG)
Mahogany



1533 (SG)
Mahogany

55-G (SG)
Mahogany with Square Sticking

77-G (SG)
Fir with Square Sticking

42-G (SG)
Fir with Square Sticking



7006-H
Fir

7016-H
Knotty Pine

7026
Fir


7126 (SG)
Fir

Pivot Doors

We are proud to add Pivot Doors to our Urban Door Collection. The modern pivot door is one of today's best door trends. So we have expanded our popular line of contemporary Urban door designs to include pivot doors. These doors feature the unique pivoting functionality plus a modern style that will make your home's entryway unique.

The large-scale, floor-to-ceiling doors pivot on an axis instead of opening and closing from a wall-mounted hinge making this door design perfect for entryways where you need a very large door. Pivot door designs are the epitome of cool, urban style.

Our pivot door design and construction produce no visible frame hinges, but rather an invisible vertical axis which allows the



Pivot Door 4077-G (4/0)
shown in Fir
Nonstock

Urban Collection Entry Doors

choice to setup the door to open inwardly or outwardly. Also, we can custom design and build a pivot door especially for your home, making it a one-of-a-kind. Contact your T.M. Cobb representative today to learn more.



4026-G (IG) 4/0 X 8/0 ■ ■ ■ ■
Mahogany with Square Sticking



4077-G (IG) 4/0 X 8/0 ■ ■ ■ ■
Fir with Square Sticking



7126 (IG) 4/0 X 8/0 ■ ■ ■ ■
Fir



7006-H 4/0 X 8/0 ■ ■ ■ ■
Fir with Black Metal Inlays



4042-G 5PNL (IG) 4/0 X 8/0 ■ ■ ■ ■
Fir with Square Sticking



7026 4/0 X 8/0 ■ ■ ■ ■
Fir

Specialty Doors
Chalkboard

Whimsical and practical, our Chalkboard Doors add a fun touch to a pantry, kids' room, home office or wherever you might need to jot down an idea, instruction, reminder or brilliant word of encouragement. Doors are customized to fit your needs and feature either chalkboard or whiteboard treatments.

If the idea of having a chalkboard or whiteboard is fun but you lack the wall space, consider the Chalkboard Doors in your home. These are beautiful doors, plus they can capture ideas, act as a calendar, or display fun artwork done by the little ones.

For style flexibility, these interior doors come in different versions applied to our full panel, two panel or three panel doors. A one panel style offers a full-length chalkboard or whiteboard panel that gives the most available "workspace". The two or three panel versions are similar to the full-length version except for a middle rail that provides chalkboard or whiteboard on top and bottom, or just on top.



Door 1120 Chalkboard
shown in Pine
Nonstock



Door 5082-A ARP Whiteboard
shown in Knotty Alder
Nonstock

Chalkboard Specialty Doors



1120
Mahogany with Chalkboard



1182
Fir with Chalkboard



1144
Pine with Chalkboard



1181
Fir with Chalkboard shown in Flat Panel



1220
Knotty Pine with Whiteboard



1282
Red Oak with Whiteboard



1244
Pine with Whiteboard



1281
Fir with Whiteboard shown in Flat Panel



1181-A
Walnut with Chalkboard



1120-A
Fir with Chalkboard



1282-A
Oak with Whiteboard



5001-A
Knotty Alder with Whiteboard

Specialty Doors
Add-Ons

Sometimes the slightest trim or accessory addition to an exterior door can be the element that sends it from a great look to something unique, compelling and noteworthy. That's where light design touches come in. Choose from a variety of these options to create your very special front door entry.



Custom Door 4662
shown in Fir with SDL
Bars, Large Block
Dentil Shelf and Square
Sticking

Speakeasy & Grill Accessories

Our speakeasy door grills and hinges/latch are reminiscent of the days of old school mobsters and prohibition. These accessories offer a beautiful focal point for any entryway while providing a unique and functional addition to your door.

These items add a certain rustic accent for your door while providing privacy and heavy-duty construction to help assure your personal safety in classic style.

Grills come in classic black finish and we offer dome and pyramid clavos that can be purchased with adhesive or nail backs.

No warranty against warp on plank doors.



Grill



Hinges/Latch



Dome



Pyramid

Dentil Shelves



Small Block Dentil Shelf

(shown in Fir)



Large Block Dentil Shelf

(shown in Fir)

Dentil shelves can be added to most wood doors in either small block or large block configurations. They represent a timeless traditional treatment that adds style and dimension to any door.

Glass & Caming Options

Decorative glass panel and caming designs offer superior strength, and assurance that your door will last. Not all colors are available in each glass design so please refer to pages 49 to 59 of this catalog. All of our decorative glass designs feature caming in either Patina (black), Zinc (silver) and Brass (gold).



Patina Caming

(Black)



Zinc Caming

(Silver)



Brass Caming

(Gold)



Custom Wood Windows

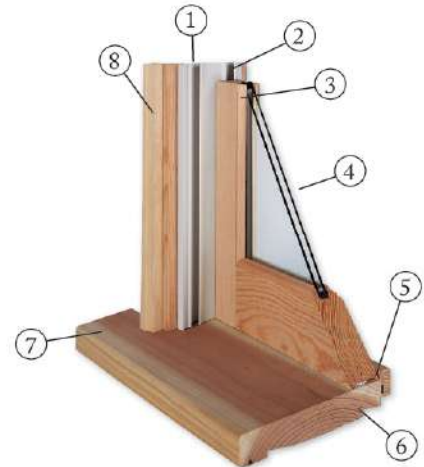
Double Hung Windows

Beyond the basic double hung window. This classic window has been taken to a new architectural level. It's easy to operate, easy to clean, and fits most budgets. Balanced sash allow for smooth, easy operation. Cleaning the window from inside the home with our "Tilt-In" feature makes cleaning less of a chore. Cobb double hung windows are made to your size. They are built to be easy on your energy cost too. Foam backed jamb liners, top and bottom weatherstripping and positive locking mechanism help make that important tight seal.



Exclusive Features:

1. Full 4-1/8" or 4-1/2" Jamb (Wider Jamb Optional)
2. Extruded Vinyl Jamb liners with Foambacking and our Concealed Balance System
3. Sash are a Full 1-3/8" Thick, VG Douglas Fir with Tilt-in Feature
4. 1/2" Insulated Glass (Other Glass Options Available)
5. Sash Weatherstripped with Bulb Weatherstripping
6. Solid One Piece Redwood Sill
7. Sill Pan to Protect Against Moisture Intrusion
8. Wide Selection of Exterior Trim



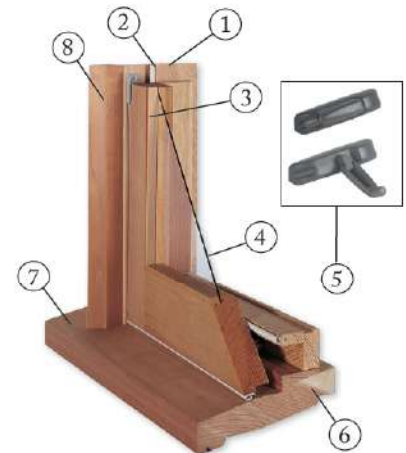
Casement Windows

Equally, our casement window has undergone the same evolution as the double hung window. Exact engineering features make it one of the leading casement windows on the market today. Tested to meet our high standards, and yours. Old world French paired casements also add to the charm of this traditional window. Truly one of the best.



Exclusive Features:

1. Full 4-1/8" or 4-1/2" Jamb (Wider Jamb Optional)
2. Completely Weatherstripped with Bulb Weatherseal to Form a Double Weatherstripped System for Added Performance
3. Sash is a Full 1-3/8" Thick VG Douglas Fir
4. Shown in Single Glazed. Insulated Glass Optional.
5. Truth® Entry Guard Hardware
6. Solid One Piece Redwood Sill
7. Sill Pan to Protect Against Moisture Intrusion
8. Wide Selection of Exterior Trim



Bay Windows



See things a little differently when you install a bay window. Built to fit your opening. Available with either casement (shown) or double hung "Flankers". No matter how you design it, it's a great way to see the world outside. Features include all the unique features of casement and double hung units plus the head and seat is included and it's completely assembled and ready to install.

Custom Wood Windows



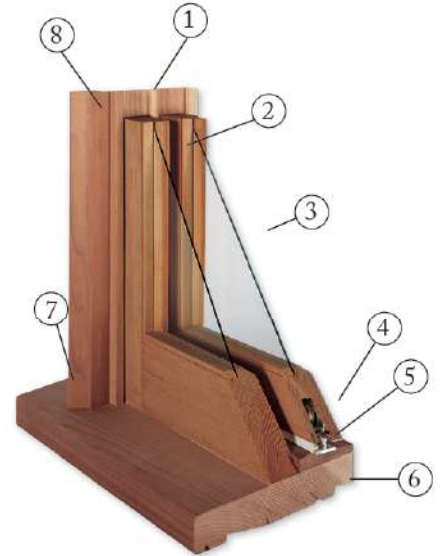
Horizontal Sliding Windows

Sliding Windows belong to the same family as the Double Hung. The major difference is that they open horizontal rather than vertical. You can gain a wide-eyed vista much like a picture window when utilizing a sliding window. All units are available single or dual glazed.



Exclusive Features:

1. Full 4-1/8" or 4-1/2" Jamb (Wider Jamb Optional)
2. Sash are a Full 1-3/8" Thick, VG Douglas Fir
3. Shown in Single Glazed. Insulated Glaze Optional
4. Heavy Duty Roller System for Easy-Glide
5. Weatherstripped with a Combination of Bulb and Compression Weatherseals
6. Solid One Piece Redwood Sill
7. Sill Pan to Protect Against Moisture Intrusion
8. Wide Selection of Exterior Trim



Awning Style Windows

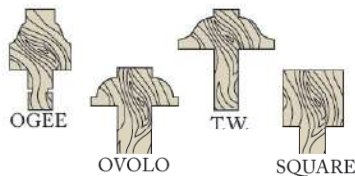
The most versatile window we manufacture, that's because you can design it's use with fixed or horizontal configuration. Use the awning style window to solve the need for light, but the concern for privacy by installing high in the room.



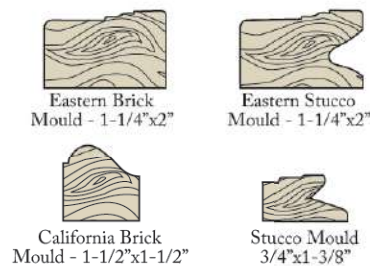
Exclusive Features:

1. Full 4-1/8" or 4-1/2" Jamb (Wider Jamb Optional)
2. Sash are a Full 1-3/8" Thick, VG Douglas Fir
3. Single or Insulated Glass
4. Truth® Entry Guard Hardware
5. Completely Weatherstripped with Bulb Weatherseal to Form a Double Weatherstripped System
6. Solid One Piece Redwood Sill
7. Sill Pan to Protect Against Moisture Intrusion
8. Wide Selection of Exterior Trim

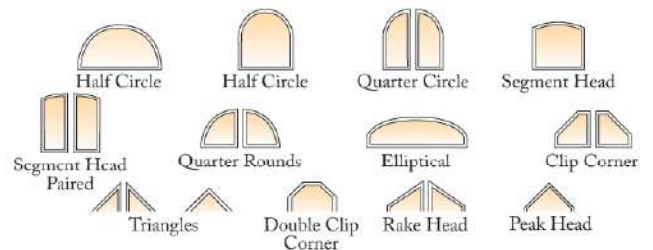
True Divided Lite with Barwork You Select



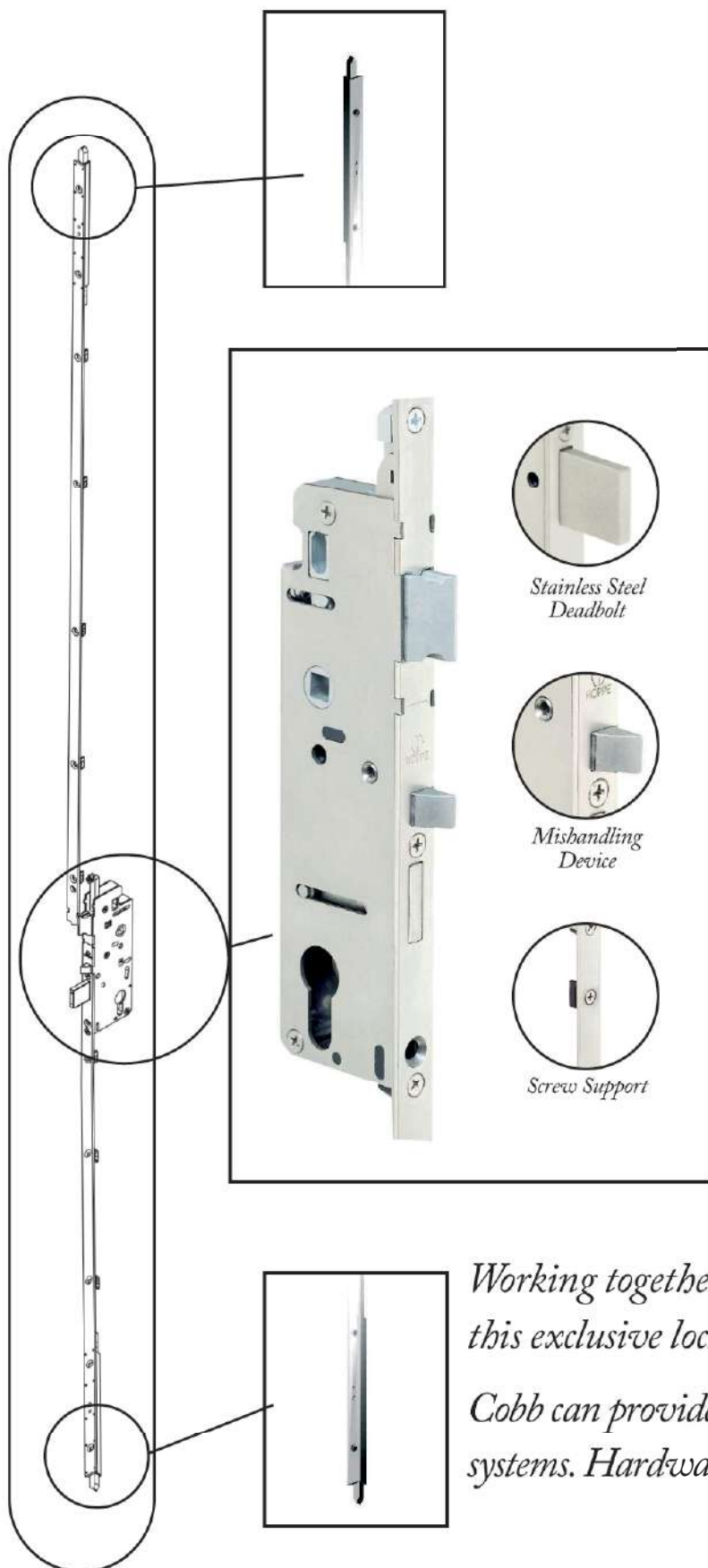
Your Choice of Exterior Trim



Custom Window Shapes



Precision Hardware That Works



- *Our Exclusive Combination Shootbolt Multi-Point System*
- *Developed and Engineered as Requested by T.M. Cobb*
- *The Result... The Best Lock on the Market Today*







Working together, T.M. Cobb and Hoppe developed this exclusive locking system.

Cobb can provide this locking system with its prehung systems. Hardware only is not available.

Precision Multi-Point Locking System



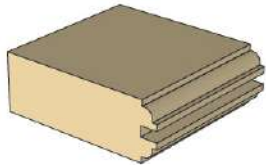
Your Choice of Six Handle Finishes



- *The Widest Selection of Handle Finishes to Match Any Decor.*
- *Choose from any of Architecturally Correct Handle Designs: The Heirloom, The Dallas or The Millenium.*

Sticking/Panel Profile Options

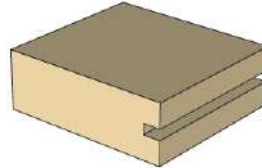
Sticking Profiles with 1/4" Groove



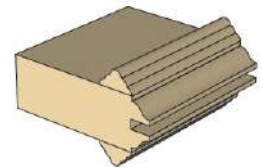
1-3/8" Ovolo



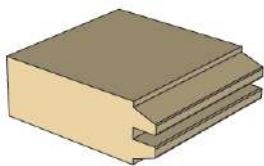
1-3/8" Ovolo FM



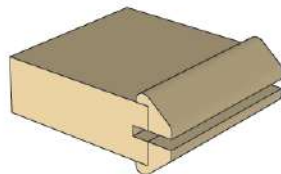
1-3/8" Square



1-3/8" Ogee FM



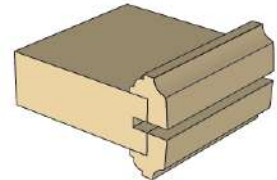
1-3/8" Bevel



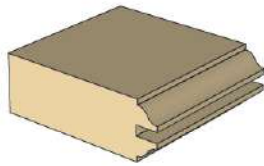
1-3/8" Craftsman RM 5



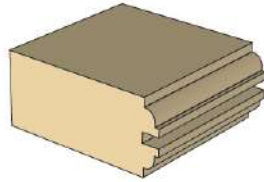
1-3/8" Step



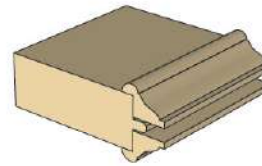
1-3/8" Raised Moulding RM



1-3/8" Ogee

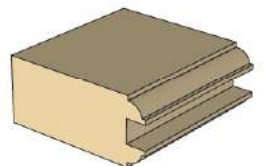


1-3/4" Ovolo

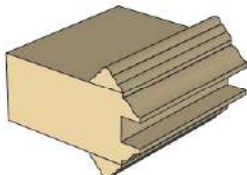


1-3/8" Pinnacle RM

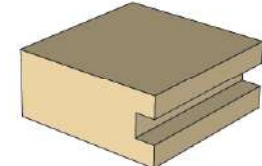
Sticking Profiles with 5/8" Groove



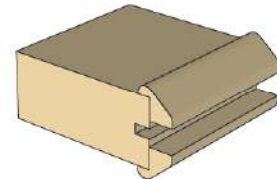
1-3/4" Mod Ovolo



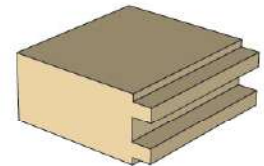
1-3/4" Ogee FM*



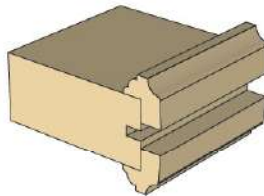
1-3/4" Square & 1-3/8" Square



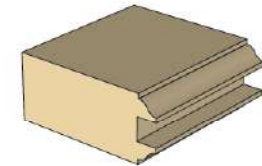
1-3/4" Craftsman RM 5



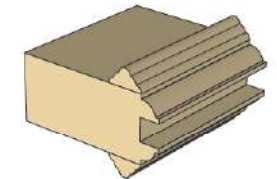
1-3/4" Step



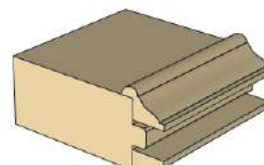
1-3/4" Raised Moulding RM



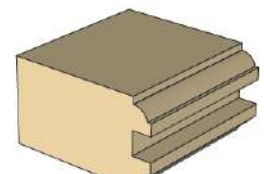
1-3/4" Ogee*



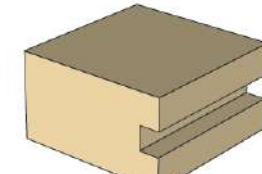
1-3/4" Mod Ovolo FM



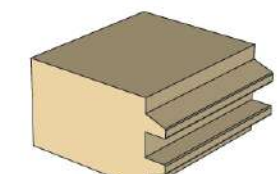
1-3/4" Pinnacle RM



2-1/4" Mod Ovolo



2-1/4" Square



2-1/4" Bevel

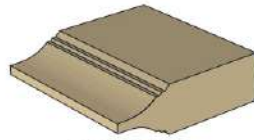
Door Resources Sticking/Panel Profile Options

From elegant raised mouldings to a simple shaker-style flat-panel door. Here is a list of some of our more popular sticking and panel door profiles.

Panel Profiles with 1/4" Tongue



1/4" Flat



1-3/8" TRP



3/4" HRP



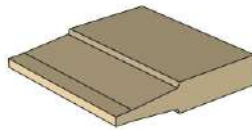
1-1/8" HRP Beaded



3/4" SRP



1-1/8" HRP True V



3/4" MRP



1-1/8" ARP



1-1/8" HRP



1-1/8" PRP**

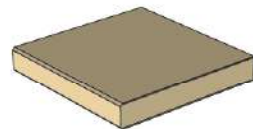


1-3/8" CRP



9/16" BRP

Panel Profiles with 5/8" Tongue



5/8" Flat



1-3/8" HRP True V



1-3/8" HRP



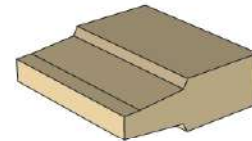
1-3/4" HRP



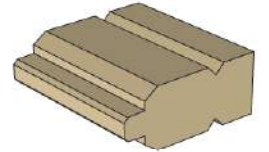
1-3/8" SRP



1-3/8" ARP 2



1-3/8" MRP



1-5/8" PRP 2**



1-3/8" HRP Beaded

*Not Available in Shapes

**Not Available with Raised Mouldings

Drawings are for reference purposes only and may not be drawn to exact scale.

Glass Care Instructions



Glass Care Dos and Don'ts

Do these things:

- Clean glass when dirt and residue appear.
- Determine if coated glass surfaces are exposed.
- Exercise special care when cleaning coated glass surfaces.
- Avoid cleaning tinted and coated glass surfaces in direct sunlight.
- Start cleaning at the top of the building and continue to lower levels.
- Apply clean water to soak the glass surface with a soap solution to loosen dirt and debris.
- Use a mild, non-abrasive commercial window cleaning solution.
- Use a squeegee to remove all of the cleaning solution.
- Dry all cleaning solution from window gaskets, sealants and frame.
- Clean one small window and check to see if procedures have caused any damage.
- Be aware of and follow the glass supplier's specific cleaning recommendations.
- Caution other trades against allowing other materials to contact the glass.
- Watch for and prevent conditions that can damage the glass.

Don't do these things:

- Don't use scrapers of any size or type for cleaning glass.
- Don't allow dirt and residue to remain on glass for an extended period of time.
- Don't begin cleaning glass without knowing if a coated surface is exposed.
- Don't clean tinted or coated glass in direct sunlight.
- Don't allow water or cleaning residue to remain on the glass or adjacent materials.
- Don't begin cleaning without rinsing excessive dirt and debris.
- Don't use abrasive cleaning solutions or materials.
- Don't allow metal parts of cleaning equipment to contact the glass.
- Don't trap abrasive particles between the cleaning materials and the glass surface.
- Don't allow other trades to lean tools or materials against the glass surface.
- Don't allow splashed materials to dry on the glass surface.

Handling, Installation & Finishing



Wood stile and rail doors are a reflection of quality and good taste. In order to ensure that the final consumer obtains maximum enjoyment and utility from these products, we strongly urge you to read and follow the guidelines detailed below. Failure to follow the guidelines below will invalidate our Limited Warranty. It will be the discretion of T.M. Cobb or its representative to approve or reject any claim due to poor handling, application, installation or finishing.

Door Handling Guide

1. Handle all doors with clean gloves and equipment.
2. Avoid dragging doors across one another or across other surfaces. Avoid leaning at a steep angle.
3. Store on a level surface in a dry, well-ventilated building. Avoid stacking on end.
4. Cover doors to keep clean, but allow air circulation.
5. Door should not be subject to abnormal heat, dryness or humidity for prolonged periods. Avoid sudden change such as forced heat to dry out a building.
6. Deliver doors in clean truck and under cover in wet weather.

Door Resources Handling, Installation & Finishing

7. Deliver doors to building site only after plaster, stucco and/or cement is dry.
8. If the doors are to be stored for long periods or on the job site, the entire door including the top and bottom edges must be sealed in order to prevent undue moisture absorption.
9. Door shall not be exposed to excessive moisture (above 55%RH), excessive heat (90-degree F), direct sunlight, and/or dryness (30%RH).
10. Doors should not be stacked or stood directly onto cement floors.

Door Fitting and Handling Guide

1. All wood doors should be conditioned to average prevailing relative humidity of the locality before hanging.
2. When hanging door, allow adequate clearance for swelling of door or frame in extreme damp weather.
3. Avoid cutting doors down in size, use designated sizes. If width trim is necessary, do not trim over 1/4" per side. Top may be trimmed 1/8" and the bottom no more than 3/4". Use a sharp, fine tooth saw for best results. Be sure to reseal both top & bottom.
4. Caution must be used to avoid impairing the utility or structural strength of the door when fitting for hardware, lites, louvers, panels, and/or any other special detail.
5. Use two hinges on doors 6/8' in height or less on interior doors, 3 hinges for exterior 6/8' doors and four hinges on doors over 6/8' in height. Hinges must be set in a straight line to prevent distortion. Pilot holes must be drilled for attachment of hardware.
6. Be sure that the jambs and stops are set perfectly square and plumb.
7. Where doors are installed for outward swing with no protection from the elements, doors must be properly protected with an exterior grade sealer and finish. Swing out doors are not warranted if there is no protective overhang.
8. Immediately after fitting, cutting for closers, weather-strip and/or threshold and before door installation on the job, the entire door including top and bottom edges must be sealed to prevent undue absorption of moisture.

Door Finishing Guide

1. Adjust or align components if necessary.
2. All doors manufactured by T.M. Cobb require sanding prior to finishing.
3. T.M. Cobb will not be responsible for the appearance of field-finished doors.
4. Remove all handling marks, instruction labels, stamps and effects of exposure to moisture with a thorough, final light sanding over all surfaces of the door, using 150 to 180 grit sandpaper. NOTE: Small amounts of grease, oil or pitch can be wiped clean with mineral spirits.
5. Clean door thoroughly after sanding to remove all dust or foreign material. Avoid using chemical cleaners that react unfavorably to certain wood species and finishes. Consult a finish expert. Note: some hardwood species can have an adverse reaction with certain chemical cleaners and finishes.
6. Apply finish as soon as door is fitted, but before final hanging. Cutouts for hardware must be sealed prior to installation. T. M. Cobb will not warrant product that has been hung prior to finishing or that shows deterioration of wood or swelling due to finish breakdown.
7. Make sure all surfaces are sealed and finished, including top, bottom and side edges of the stiles and rails.
8. Use a good grade primer followed by at least three top coats of a good grade oil or latex paint. Generally, oil-based paints should be used as a primer coat, although latex paint systems have been developed, which paint manufactures may recommend for use with doors. Use exterior grade paint for exterior installation.

Door Resources Handling, Installation & Finishing

9. For stain finishes, apply a first coat of quality oil-based stain and sealer followed by at least three coats of clear finish. Three coats of clear finish will provide maximum protection. Not all exterior stains are sealers. Doors must be adequately sealed to prevent excessive moisture absorption. Do not use lacquer-based finishes. Use exterior grade finishes for exterior installations. NOTE: On all stained doors, apply a coat of exterior wood wax and buff with soft cloth occasionally.
10. Sand lightly between all coats whether painting or staining, making sure that all surfaces and edges are covered every time a coat is applied.
11. To minimize moisture penetration where wood parts or glass and wood come together, be sure enough paint or sealer is applied to form a bridge film across any voids. Back putty any voids between glass and stop prior to finishing. Make sure that the finish does not prevent movement of panels.
12. You can make sure all coatings in the finish system are compatible by using products from the same manufacturer. Finish manufacturers will be able to tell you which of their products may be successfully applied in combination with each other. Finishes should be applied in accordance with the manufacturer's instructions.
13. Finish on doors will deteriorate over time. All products manufactured by T.M. Cobb require yearly inspection and potential additional coats of finish.

Exterior

In addition to the above, exterior doors need additional care.

1. Must be protected from moisture and sunlight prior to finishing.
2. They must be finished with at least three coats of exterior grade material on all six sides.
3. A substantial overhang and protection from the elements will minimize component movement inherent to exterior wood doors.
4. Use a high-grade exterior primer followed by at least three coats of high-grade paint on all six sides.
For natural finishes, use an oil base semi-transparent stain designed for exterior use, followed by at least three coats of marine spar varnish or locally approved exterior grade finish containing UV inhibitors to protect from sun damage.
Do not use high-gloss and/or lacquer-based finishes for exterior use.
Dark colors will absorb heat and should be avoided.
Dark colors will void warranty.

Selection of Product

Product performance requires proper product selection and correct installation.

Therefore, it is the sole responsibility of the architect, specification writer, contractor, building owner or the installer to ensure the following:

- A. All products selected and purchased meet all local, state and federal government codes and regulations.
- B. All products selected and purchased are compatible with any and all conditions that may occur at the installation site either present or future.
- C. Are properly stored, handled, installed and finished as set for in COBB handling and finishing instructions.

High Exposure

If the door is exposed to the elements, a fine bead of silicone caulk should be used between glass and stop or panel and stop on the exterior side of the door. Also, make sure all joints are properly sealed. All finishes should be checked periodically throughout the year to see if they require refinishing. Swing out doors with high exposure are not warranted.

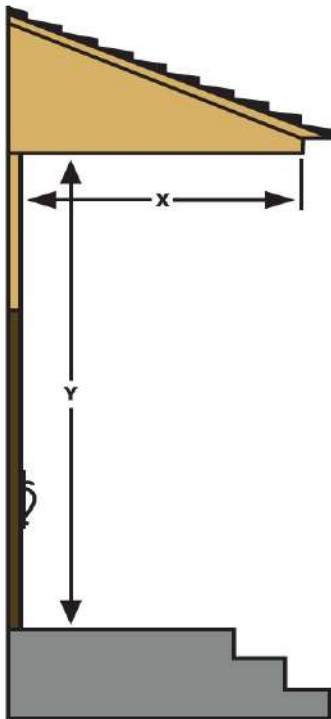
Maintenance

Periodic finish maintenance is required to ensure the life of the door is extended. The danger of moisture, exposure to sunlight, and weather exposure effect finish life. It is recommended to maintain finish yearly.

Adequate overhang is very critical to the life and performance of a wood stile and rail door.

Appropriate Overhang Calculation

Adequate overhang is very critical to the life and performance of a wood stile and rail door. A proper overhang will help protect your door from the elements and extend the life of the door. In most climate conditions the following formula can be used to determine the appropriate amount of overhang: $X=1/2Y$ (where X is the length of the overhang required and Y is the distance from the bottom of the door to the base of the overhang.) For example, if the measurement from the bottom of the door to the base of the overhang is 8 feet, the required overhang is 4 feet. For more severe climates, very wet or dry areas, the following formula should be used: $Y=X$.



Door Resources

WOOD

Building “green” is a contemporary label for the “three E’s” that must be increasingly balanced by today’s building professionals: energy, environment and economy. A new orthodoxy has also emerged that assumes any alternative to wood is somehow environmentally preferable. So how does wood stack up as a green building material?

Energy.

Wood is the only building material that is largely energy self-sufficient in its manufacture -the only material that builds itself. By weight, wood remains our number one industrial raw material, accounting for 47 percent of consumption, but for only four percent of the total energy embodied in the manufacture of raw materials.

Steel, on the same basis, accounts for just 23 percent of raw material while consuming 48 percent of the total energy input. Steel’s energy input is largely in the form of mining and burning coal - nonrenewable processes - while the primary energy input for wood is from solar energy.

Wood is also an energy efficient structural material when used in a building. Wood is a natural insulator; inch-for-inch it’s 15 times more efficient than concrete and 400 times that of steel.

Environment.

An image of harvested trees begs the question, “Aren’t we running out of trees?”

Early in our country’s history the forests were looked upon as mined resources, another gold rush, and land to be cleared. History books are replete with images of forest giants clear-cut by Paul Bunyan, and Saturday morning cartoons continue to show “eco-villains” destroying the last forest. Against this backdrop, it’s important to consider the substance rather than the symbolism.

The real story is that almost three billion trees are planted in America’s forestlands each year. Perhaps it has become difficult for our society to visualize a cycle that is 50 years long. But our forest growth now exceeds removals by 37 percent. Of course, things weren’t always that way; as late as the 1920s harvest rates were double the growth. The balance changed during the 1920s as foresters began to control losses due to fire, disease and insects. Serious efforts to replant began in 1941 with the adoption of the first Tree Farm Act and in 1944 the Sustained Yield Management Act was passed as recognition of the finite nature of old growth timber. Sustained yield is not a new concept to the forest products industry. In fact, it depends on the long-term health of forestlands. Northwest companies like Weyerhaeuser are now growing third-growth forests on their timberlands.

Another environmental plus for wood is its impact on the global carbon cycle. Many scientists contend that rising levels of carbon are leading to global warming. Growing wood fiber in your working forests is very beneficial to the balance of carbon in the atmosphere. The growth of one pound of wood absorbs 1.47 pounds of carbon dioxide and releases 1.07 pounds of oxygen.

Economy.

Americans use a lot of wood fiber. The current annual per capita use of wood products (excluding paper) is 80 cubic feet or about one “standard” tree-defined (by the American Forest Resources Alliance) as eighteen inches in diameter and 100 feet tall, or roughly 1,000 board feet.

The untold success story is that advances in methods and materials have provided our society with much more value from the same wood fiber. The log cabin is an American cultural icon-the first building of the pioneers-and a profligate consumer of wood. A small log house could easily use 30 to 40 of those “standard” trees. Fortunately, the first major leap in resource efficiency took place in the mid-1830s. So-called “balloon” framing with two-by-fours and the concurrent advent of the steam-driven sawmill began to “stretch” trees to build many more houses. The next “stretch” of wood fiber began in 1905 when structural fir plywood was developed for the Lewis and Clark World’s Fair in Portland. By the 1950s, three-eighths-inch plywood was replacing sheathing. In this next century, the “stretch” is in the form of products like oriented strand board that makes use of under-utilized fast-growing species like aspen and birch. “Structural Composite Lumber” describes the wide array of products from glue-laminated timbers to wood I-beams that continue to replace solid wood framing and stretch the resource more by putting the high-strength wood fiber into a more efficient shape.

Our local choices truly have global consequences. Wood is the product of sunlight, earth, air and water - all-natural elements. Trees grow back; strip mines, gravel pits and depleted oil wells do not. The responsible growth, harvest, processing and re-growth of wood fiber for building materials are the most benign path to a sustainable future. T.M. Cobb supports and is committed to this responsible forest management.



T.M. COBB LIMITED WARRANTY

Limited One-Year Warranty.

For a period of one year from date of shipment, all T.M. Cobb manufactured stile and rail doors shall be free of defects which render such door(s) unserviceable or unfit for ordinary recommended use. Warranty is extended to the original buyer or end user and is not transferable.

Persons Covered by Limited One-Year Warranty.

T.M. Cobb extends its Limited One-Year Warranty only to the persons or companies to whom it has sold its doors. Warranties made by T.M. Cobb customers to subsequent purchasers cannot be honored by T.M. Cobb.

Characteristics Excluded from these Warranties.

The following are not defects in the workmanship or material and are not covered by this written warranty:

1. Warp in stile and rail doors less than one-quarter inch (1/4") in the plane of the door itself, and any warp in stile and rail doors over 3'0" wide or 7'0" high.
2. Damage caused by failure to comply with the care and handling instructions printed on page 87 of this brochure.
3. Damage caused by attempts to repair the door by persons other than T.M. Cobb or its approved representatives.
4. Natural variations in the color or texture of the wood.
5. Defects caused by warp or bow of the frame or jamb in which the door is hung, improper hanging of the door or improper installation such that the door does not swing freely.
6. Damage caused by improper handling or on-site storage.
7. Panel misalignment or shrinkage.
8. Cracks or splits in split resistant panels which do not appear on both sides of the panel.
9. Failure to follow the finishing instructions on page 132.
10. Gap allowance at stile and rail joints that is .007" x 15% of joint length or less.
11. Swing out doors with high exposure or less than 3 feet overhang 12 inches above the door.
12. Limited Overhang.
13. Applying tint or film material to any surface of the glass.
14. Application of lacquer based finishes.



T.M. COBB LIMITED WARRANTY

What T.M. Cobb Will Do.

In the event that a T.M. Cobb manufactured stile and rail door fails to conform to this warranty, T.M. Cobb will repair the door or, at its option, ship a replacement to its customer in the same condition of fit and finish as the door originally sold by T.M. Cobb. If T.M. Cobb is unable to replace the door and if repair is not commercially practicable, T.M. Cobb may reimburse the dealer's purchase price of the defective door. If the claimed defect is warp, T.M. Cobb may defer repairing or replacing the door for a period of up to twelve (12) months from the date of claim or the date when the door was installed, in order to permit conditioning and equalizing to humidity and temperature conditions. The company cannot under any circumstances be responsible for installation, repainting, refinishing or other similar activities necessary to complete the replacement or any cost associated with the resolve.

Glass.

Doors with insulated glass are warranted against hermetic seal failure for a period of five years from date of manufacture. Should there be a failure of the air seal within the warranty period, the company shall supply either the insulated glass only or the insulated glass in sash at the company's option. If hermetic seal failure is caused by the use of cleaning solutions that contains chemicals that attack our sealant or if lap painting was not conducted, no warranty shall be in effect. After market tint or any film material should not be applied to any surface of the glass. This will void the warranty. The company cannot under any circumstances be responsible for installation, repainting, refinishing or other similar activities necessary to complete the replacement or any cost associated with the resolve.

The company will furnish the insulated glass only free of charge, F.O.B. the original point of delivery. Cracked or broken glass is not covered by the warranty.

Decorative glass that is hand crafted may vary from one lite to another and contain variations in color, size, glass clarity and welded joints may differ. These are not defects. Tempered glass contains varying degrees of distortions. These distortions may affect view and are not considered a defect. All glass should be cleaned with mild soap & water only. All other solutions could cause damage or seal failure. Do not allow metal parts of cleaning equipment to contact glass.

Limitations and Exclusions.

All implied warranties, including the warranties of merchantability and fitness for a particular purpose, are limited in duration for the period of one (1) year from the date of shipment to T.M. Cobb's customer.

T.M. Cobb shall not be liable for any special, consequential, indirect or incidental damages based upon breach of express or implied warranty, breach of contract, negligence, strict tort or any other legal theory. Such damages include, but are not limited to, loss of profits, loss of savings or revenue, loss of use of the door or the structure in which the door is installed, costs of any substitute doors, claims by third parties including subsequent purchasers of T.M. Cobb product and injury to property. Some states do not allow the exclusion or modification of incidental or consequential damages, so the above exclusions may not apply to you.

How to Make a Claim.

Immediately upon discovering that a T.M. Cobb manufactured stile and rail door is defective or fails to conform to this warranty, the customer shall send a notice in writing to the dealer where the T.M. Cobb door was originally purchased. Must include proof of purchase from T.M. Cobb.



Our Proud History

Born and raised in Oklahoma, Troy “Ty” Cobb, brought his Mid-American values and Midwestern work ethic with him when he moved to California at the age of 22. After working for a time at a tire factory, Cobb joined Mox Lumber Company and quickly became the head of the Sash and Door Department. From there, he moved on to the Red River Lumber Company’s Sash and Door department. Piloting his Model A Ford, Ty served dealers from Los Angeles through San Diego and into Arizona.

In 1935, Ty took his hard-earned life savings of \$5,000 and started his own business, T. M. Cobb, at 5800 S. Central Avenue in Los Angeles. The company was founded on the same principle upon which Ty had based his entire career: a dedication to quality, service and personal integrity.

A hard working and frugal man, Ty earned the respect of both his customers and employees. He spent his entire adult life building T.M. Cobb from the ground up, overseeing the company’s incredible growth and expansion over the next four decades.

Ty passed away in 1970, but the company continues to build upon the foundation he established. Since 1970, T.M. Cobb has expanded its facilities to allow for total coverage throughout California and the neighboring states. Owned and operated by second, third and fourth generation Cobb family members, T.M. Cobb operates four manufacturing plants, four distribution warehouses, and four sales offices. But despite the many changes in T. M. Cobb over the years, the one constant has been the persistence of Ty’s original vision: To supply lumber and building material dealers with a wide selection of quality products and knowledgeable, responsive service at fair prices.



Our Commitment

Responsiveness

On the job site, nothing is more frustrating - or more costly - than waiting for out-of-stock materials to be delivered. At T.M. Cobb, we pride ourselves on our enormous inventory and our ability to respond immediately to our customers' demands. To that end, we have assembled the industry's largest fleet of all-weather trucks in California. Plus, when T.M. Cobb receives an order for stock material, the products are almost always shipped within 24 hours. Today's contractors and builders demand immediate and complete order response. At T.M. Cobb, we meet that challenge.



Custom Millworking

Of course at T.M. Cobb, we do much more than produce standard sized doors and windows. In fact, our customers have come to depend on our ability to perform high quality, affordable custom millwork. They know they can turn to us to custom build doors and windows to fit their specifications - in a wide range of size, shape or design.

While other manufacturer's might forego the detail and expense of performing custom work, to T.M. Cobb, custom millworking is simply a part of the complete manufacturing and service package that we provide to our customers.



Inventory

While our dedication to service and personal integrity is reminiscent of a much smaller company from days gone by, our enormous inventory is a testament to the benefits of working with one of the largest and most stable companies in the industry.

The width of our inventory is rivaled only by its depth. We not only stock an incredible variety of door and window styles and sizes, we also stock each style and size in great numbers. It is because of our great inventory that we are able to meet our customers' demands in such a timely fashion.

It is also the reason that we are able to say, "If it's in our catalog, quick delivery is assured."





AUTHORIZED T.M. COBB DEALER



VISIT US ON THE WEB

www.tmcobb.com

WEBSITE FEATURES LIST OF DEALERS NEAR YOU