

The image is a vertical composition of two door lock trim pieces. The left piece is a gold-colored multi-point lock trim, featuring a large, curved handle and a rectangular lock plate with a keyhole. The right piece is a silver-colored multi-point lock trim, featuring a textured handle and a rectangular lock plate with a keyhole. A central black rectangular overlay contains white text.

EMTEK®

**MULTI POINT
LOCK TRIM**



Make a statement, your statement.

Emtek is dedicated to helping bring your personal style to life. Door hardware is more than a way to open, close, and secure a space. To us, it is an integral part of a room's design theme. It is an extension of your personal style and we want it to do more than blend in. Door hardware should make a statement, your statement.

Emtek's products are a cut above in terms of craftsmanship and design. Each order is custom assembled in our Southern California facility. There is no predetermined combination of levers, trims and finishes; we let you mix and match according to your own taste. Emtek custom assembled locks are typically shipped within 2 - 3 business days to decorative hardware dealers throughout North America. Most dealers receive orders within five business days. We make your order how you want it and we get it to you quickly.

Founded in 1981, Emtek has decades of experience creating door hardware. We keep our finger on the pulse of the market and regularly release new designs. Our style is current, but we never forget about the classics. From traditional to contemporary, transitional, or rustic, we have hardware to match every style.

In this brochure, you will find examples of Emtek's extensive range of products. Everything you see can be customized with numerous options for levers, trims, and finishes. To see Emtek's complete product offering, visit our website at emtek.com or your local Emtek dealer.

SELECT BRASS



L-Square Faceted
(LS.FA)



L-Square Green Marble
(LS.MRGN)



L-Square Hammered
(LS.HA)



L-Square Knurled
(LS.KN)



L-Square Light Terrazzo
(LS.TZLT)



L-Square Smooth
(LS.SM)



L-Square Straight Knurled
(LS.SK)



L-Square Tribeca
(LS.TR)



L-Square White Marble
(LS.MRWH)



T-Bar Faceted
(TA.FA)



T-Bar Green Marble
(TA.MRGN)



T-Bar Hammered
(TA.HA)



T-Bar Knurled
(TA.KN)



T-Bar Light Terrazzo
(TA.TZLT)



T-Bar Smooth
(TA.SM)



T-Bar Straight Knurled
(TA.SK)



T-Bar Tribeca
(TA.TR)



T-Bar White Marble
(TA.MRWH)



R-Bar Faceted
(RA.FA)



R-Bar Green Marble
(RA.MRGN)



R-Bar Hammered
(RA.HA)



R-Bar Knurled
(RA.KN)



R-Bar Light Terrazzo
(RA.TZLT)



R-Bar Smooth
(RA.SM)



R-Bar Straight Knurled
(RA.SK)



R-Bar Tribeca
(RA.TR)



R-Bar White Marble
(RA.MRWH)

MODERN BRASS

CLASSIC



Athena Lever
(ATN)



Helios Lever
(HLO)



Hermes Lever
(HER)



Luzern Lever
(LU)



Poseidon Lever
(POS)



Stuttgart Lever
(STU)

MODERN BRASS

DESIGNER			
	Argos Lever (AG)	Aston Lever (AST)	Basel Lever (BA)
	Breslin Lever (BRL)	Dumont Lever (DT)	Freestone Lever (FRL)
Geneva Lever (GV)	Hercules Lever (HEC)	Mercury Lever (MC)	
Myles Lever (MYL)	Sion Lever (SIO)	Spencer Lever (SPN)	
Triton Lever (TRT)			

TRADITIONAL AND TRANSITIONAL BRASS

CLASSIC			
	Cortina Lever (C)	Manning Lever (MNG)	Merrimack Lever (ME)
Milano Lever (M)	Turino Lever (T)		

DESIGNER			
	Coventry Lever (CV)	Elan Lever (EN)	Ribbon & Reed Lever (RBL)
Rope Lever (RL)	Rustic Lever (R)	Santa Fe Lever (SF)	
Wembley Lever (WM)			

ARTS & CRAFTS BRASS

Arts & Crafts Lever (AC)	Hammered Lever (HM)

*Note: You will need to ensure the necessary opening/closing clearance when using certain lever designs. Dimensions from the center of the stem to the end of the lever overhang have been provided: T-Bar $\frac{3}{4}$ ", Geneva $1\frac{1}{8}$ ", Myles $\frac{3}{4}$ ", Freestone 1".

SANDCAST BRONZE



Aurora Lever
(AR)



Bryce Lever
(BR)



Cimarron Lever
(CR)



Cody Lever
(CD)



Durango Lever (D)



Lariat Lever
(LR)



Mariposa Lever
(MA)



Montrose Lever
(MT)



Teton Lever
(TT)



Yuma Lever
(YM)*

LOST WAX CAST BRONZE



Medici Lever
(MDI)



Napoli Lever
(NA)



Octagon Lever
(OCL)



Padua Lever
(PD)

STAINLESS STEEL



Athena Lever
(AT)



Cologne Lever
(CO)



Dresden Lever
(DD)



Helios Lever
(HL)



Hercules Lever
(HS)



Hermes Lever
(HES)



Kiel Lever
(KL)



Poseidon Lever
(PO)



Stuttgart Lever
(STT)


*Note: You will need to ensure the necessary opening/closing clearance when using certain lever designs. Dimensions from the center of the stem to the end of the lever overhang have been provided: Yuma 1 1/8".



Polished Brass -
Lifetime (US3)




Satin Brass
(US4)



French Antique
(US7)



Oil Rubbed Bronze
(US10B)



Polished Nickel -
Lifetime (US14)



Satin Nickel
(US15)



Pewter
(US15A)




Flat Black
(US19)



Polished Chrome
(US26)



Flat Black Bronze
Patina (FB)




Medium Bronze
Patina (MB)




Tumbled White
Bronze (TWB)

Bronze Patina is a living finish that will gracefully age, revealing the underlying bronze over time. Because of this characteristic, no finish warranty is offered on bronze patina products.



Brushed Stainless
Steel (SS)

Brushed Stainless Steel carries a five-year finish warranty. All stainless steel will require some periodic cleaning to keep your hardware looking like new.



Unlacquered Brass
(US3NL)

Unlacquered Brass (US3NL) is a custom, made-to-order finish. It is available with an upcharge, per item and requires an additional 2-3 day lead time. This living finish will gracefully age and evolve in appearance over time. Because of this characteristic, no finish warranty is offered on unlacquered brass products.



Large Multi Point Entry Set



Modern Rectangular

2½" x 17½" Plate, American Cylinder
Dumont Lever, Satin Brass (US4)

Modern Rectangular

2½" x 17½" Plate, Euro Cylinder
Myles Lever, Satin Nickel (US15)

Brass Lever Options (See more lever options on pages 4 and 5)



L-Square Straight Knurled



Freestone Lever



Geneva Lever



Helios Lever



Hercules Lever



Myles Lever

Finish Options



US3NL



US4



US10B



US14



US15



US19



US26

Large Multi Point Entry Set



Melrose

2 7/8" x 17 1/2" Plate, American Cylinder
Merrimack Lever, Pewter (US15A)

Melrose

2 7/8" x 17 1/2" Plate, Euro Cylinder
SELECT Hammered Lever, Polished Nickel - Lifetime (US14)

Brass Lever Options (See more lever options on pages 4 and 5)



Cortina Lever



Coventry Lever



Elan Lever



Merrimack Lever



Milano Lever



Ribbon & Reed Lever

Finish Options



US3



US3NL



US7



US10B



US14



US15



US15A



US19



US26

Large Multi Point Entry Set



Sandcast Bronze Arched
3" x 17½" Plate, American Cylinder
Bryce Lever, Medium Bronze (MB)



Sandcast Bronze Arched
3" x 17½" Plate, Euro Cylinder
Mariposa Lever, Tumbled White Bronze (TWB)

Sandcast Bronze Lever Options *(See more lever options on page 6)*



Aurora Lever



Bryce Lever



Cimarron Lever



Cody Lever



Durango Lever



Lariat Lever

Finish Options



FB



MB



TWB

Contemporary Brass



Modern 1½" x 11" Plate, Keyed, *Helios Lever, Satin Nickel (US15)*

Modern 2" x 10" Plate, Non-Keyed, *Stuttgart Lever, Polished Chrome (US26)*

Brass Lever Options *(See more lever options on pages 4 and 5)*



Argos Lever



Aston Lever



Breslin Lever



Dumont Lever



Freestone Lever



Geneva Lever



Helios Lever



Hercules Lever



Myles Lever



Sion Lever



Spencer Lever



Triton Lever

Finish Options



US3NL



US4



US10B



US14



US15



US19



US26

Contemporary Stainless Steel



Stainless Steel 1½" x 11" Plate, Keyed, *Athena Lever, Stainless Steel (SS)*

Stainless Steel 2" x 10" Plate, Non-Keyed, *Stuttgart Lever, Stainless Steel (SS)*

Stainless Steel Lever Options



Athena Lever



Cologne Lever



Dresden Lever



Helios Lever



Hercules Lever



Hermes Lever



Kiel Lever



Poseidon Lever



Stuttgart Lever

Finish Option



SS

Traditional Brass



Concord 1½" x 11" Plate, Non-Keyed, *Elan Lever*, *Satin Nickel (US15)*

Brass Lever Options *(See more lever options on pages 4 and 5)*



Cortina Lever



Coventry Lever



Elan Lever



Merrimack Lever



Milano Lever



Ribbon & Reed Lever



Rope Lever



Rustic Lever



Santa Fe Lever



Turino Lever



Arts & Crafts Lever



Hammered Lever

Traditional Brass



Concord 2" x 10" Plate, Non-Keyed, *Turino Lever*, Oil Rubbed Bronze (US10B)

Finish Options



US3



US3NL



US7



US10B



US15



US15A



US19



US26

Sandcast Bronze



Rectangular 1½" x 11" Plate, Keyed, Cimarron Lever, Medium Bronze (MB)

Rectangular 2" x 10" Plate, Non-Keyed, Lariat Lever, Tumbled White Bronze (TWB)

Sandcast Bronze Lever Options



Aurora Lever



Bryce Lever



Cimarron Lever



Cody Lever



Durango Lever



Lariat Lever



Mariposa Lever



Montrose Lever



Teton Lever



Yuma Lever

Sandcast Bronze



Arched 1½" x 11" Plate, Keyed, *Durango Lever*, *Medium Bronze (MB)*

Arched 2" x 10" Plate, Non-Keyed, *Teton Lever*, *Flat Black Bronze (FB)*

Finish Options



FB



MB



TWB

Tuscany Bronze



Tuscany 1½" x 11" Plate, Keyed, *Medici Lever, Medium Bronze (MB)*

Tuscany 2" x 10" Plate, Non-Keyed, *Octagon Lever, Flat Black Bronze (FB)*

Tuscany Lever Options



Medici Lever



Napoli Lever



Octagon Lever



Padua Lever

Finish Options



FB



MB

Choose Trimsets For 8 Door & Lock Configurations

*Both Keyed And Non-Keyed Functions
Available For Each Configuration*

Door Configuration #1

American Cylinder Hub Below Handle, 3⁵/₈" Center to Center
ref. Atrium[®], G-U[®], KML by Andersen[®], Andersen[®], Marvin Integrity[®], Paddock Lockmaster™, Superior[®]

Door Configuration #2

American Cylinder Hub Above Handle, 3⁵/₈" Center to Center
ref. BiltBest[®], G-U[®], Hurd[®] (Energy Saver), Andersen[®]

Door Configuration #3

American Cylinder Hub Above Handle, 4¹/₈" Center to Center
ref. Andersen[®]

Door Configuration #4

American Cylinder Hub Above Handle, 3⁵/₈" Center to Center
ref. Ashland[®], Caradco[®], G-U[®], JELD-WEN[®], Jeldwen[®] Custom Collection (formerly Pozzi[®]), Marvin[®], PGT[®], Premium Collection (formerly Norco[®]), Weathershield[®]

Door Configuration #5

Euro Profile Cylinder Below Handle, 3⁵/₈" Center to Center
ref. Crestline[®], Hoppe[®], Hurd[®], KFV[®], Kolbe & Kolbe[®], Lincoln[®], Loewen[®], Paddock Lockmaster™, Oknoplast[®], Peachtree[®], Semco[®], Sierra Pacific[®], Signature[®], Simpson[®], Therma-Tru[®], Vetter[®], Willmar[®], Windsor[®], Weathershield[®]

Door Configuration #6

American Cylinder Hub Below Handle, 3⁵/₈" Center to Center
ref. Milgard[®], Pella[®]

Door Configuration #7

American Cylinder Hub Above Handle, 6" Center to Center
ref. Trillanium[®] (formerly W&F Manufacturing)

Door Configuration #8

American Cylinder Hub Above Handle, 5¹/₄" Center to Center
ref. Neuma Doors[®]

Disclaimer:

Door Manufacturers listed under each configuration are for reference only and are subject to change. Some retrofitting may be necessary. Please contact an Emtek authorized dealer to confirm the configuration.

EMTEK®

EMTEK Products
Tel 800-356-2741
Fax 800-577-5771
emtek.com



Copyright © Emtek Products Group, LLC. Reproduction in whole or in part without the express written permission of Emtek Products is prohibited.